

Buffalo and Pepin Counties
Alma and Durand, Wisconsin
Notice of Public Meeting

Committee: Buffalo/Pepin Criminal Justice Collaborating Council
Date: Tuesday, March 16, 2021
Time: 12:00 p.m.
Location: Zoom Meeting

This meeting will be held remotely. The public is welcome to join remotely by following the Zoom directions, by clicking <https://wicourts.zoom.us/j/94660737355>

To Join by telephone call, 1-312-626-6799 Meeting ID 946 6073 7355
If problems in connecting remotely, contact the County Clerk's Office at 608-685-6209

Agenda

The meeting is open to the public, but portions of the meeting may be closed if this notice indicates that the committee may convene in closed session. The following matters may be considered and acted upon at the meeting, but deviation from the order shown may occur:

- 1) Call to Order
- 2) Public comment regarding any matters that will be taken up by the Committee at this meeting.
- 3) Review/Discussion/Action ~ 02-17-2021 CJCC Minutes - Draft
- 4) CJCC Financial Report as of 3-2-21 – Ms. Rieck
- 5) Community Work Service Report as of 3-16-21– Ms. Rieck
- 6) Inmate Status Report
 - a) Buffalo
 - b) Pepin
- 7) Buffalo Pepin Literacy Alliance (BPLA) update of program – Ms. Hartung
- 8) Moving Forward Reentry Program Report update– Ms. Wood
- 9) Veterans Special Project update – Ms. Wood
- 10) Community Justice Services (CJS) Coordinator Report on updates of Department – Ms. Berning
 - a) 2020 End of Year Financial Statement – Final
 - b) TAD update – Ms. Berning
 - i) Admission Summary 2020 (attached below)
 - (1) Buffalo
 - (2) Pepin
 - ii) Discharge Summary 2020 (attached below)
 - (1) Buffalo

- (2) Pepin
 - iii) 4th Quarter Narrative 2020
 - iv) 4th Quarter G-2 Financial Report 2020
 - v) TAD 2020 Final Report
- c) CJS Data Update as of 3/1/21
 - 11) System Mapping Flow Chart update – Ms. Berning
 - 12) Review/Discussion/Action – Next Meeting Date Wednesday, April 21, 2021 from 12:00 p.m. – 1:00 p.m. via Zoom
 - 13) Adjournment

Date: February 24, 2021

Judge Clark, CJCC Interim President


Brenda Berning

By: Brenda Berning, CJS Coordinator

Board Members: If unable to attend, please contact your Committee Chair, if unavailable contact the County Clerk's Office at 608-685-6209, if unavailable contact the Administration Office at 608-685-6234.

Persons with Disabilities: If you require special accommodations in order to attend this meeting, please contact the County Clerk's Office at 608-685-6209.

Public Access to the Courthouse: Access to courthouse by appointment only.



Buffalo-Pepin Counties Criminal Justice Collaborating Council

Effective Accountable Alternatives

CJCC Meeting Minutes

Community/Board: Criminal Justice Collaborating Council (CJCC) – Buffalo and Pepin Counties

Date of Meeting: Wednesday, February 17, 2021

Electronic and Hard Copy Filing Date:

Location: Zoom Meeting
<https://wicourts.zoom.us/j/94660737355>
Join by telephone call 1-312-626-6799
Meeting ID: 946 6073 7355

Meeting called to order at 12:02 p.m.

Present: Tanisha Bautch, Brenda Berning, Jacki Bremer, Craig Brooks, Judge Clark, Jamie Gibson, Felicia Hager, Stacey Hartung, Randy Keys, Audrey Lieffring, Nathan Nelson, Gina Rieck, Matt Roesler, Danielle Schalinske, Roselle Schlosser, Sheri Peterson, Mary Campbell Wood, Nathan Nelson and Randy Keys.

Public Comments regarding Agenda items: Judge Clark acknowledged the BPLA article and asked Ms. Hartung to share the news with the committee. Ms. Hartung stated BPLA was recently awarded a \$5,000 Cenex Hometown Pride Grant through its partnership with The Durand Youth Fishing Contest and Countryside Coop. Funds will be leveraged to continue forwarding the mission of free adult education services. BPLA was also recently spotlighted by WI Literacy Inc. for its steadfast approach to moving literacy forward during the pandemic. Learner and agency spotlights were released via website and social media channels.

Review/Discussion/Action – Minutes of the December 16, 2020: Ms. Wood accepted motion to approve minutes as presented, seconded by Mr. Whicktor. Motion carried.

CJCC Financial Report: The CJCC financial report was presented with a balance of \$34,525.61. This amount includes the payout to CJS of \$5,000. Mr. Whicktor accepted motion to accept financial report as presented, seconded by Mr. Nelson.

Community Work Service (CWS) Report: Ms. Rieck sent out report (see below). She noted the participants are low. Mr. Whicktor accepted motion to accept financial report as presented, seconded by Mr. Nelson.

Moving Forward (Jail Reentry) Program Report:

- Agreement with Center for Independent Living of Western WI (CILWW) and Dunn Co Reentry Program for 5 hours per week of a Certified Reentry/Recovery Peer Specialist Position to serve primarily Pepin Co Jail and CJS participants. This is an initial step, to be expanded. Paid for out of UW Innovation Pilot Grant funding, which ends June 30, 2021.
- Looking at what teleconferencing classes can be offered for jail and CJS.

- Brenda and Mary have begun initial discussion on efficiencies between CJS and Reentry services and resources.
- Have helped two Pepin Co participants, one in Jail and one released, to get basic supplies and their feet on the ground.
- Have learned that there will NOT be another round of DOJ Reentry funding. Looking for alternatives.

Veterans Special Project:

- Jon Weaver has been conducting interviews with justice partners and Veterans. The Veterans survey is complete and ready for distribution, pending you tube video upload.
- The Justice and Community Partner survey is nearly ready, and Mary would like feedback from the CJCC members before finalizing. Military Family Survey will be the 3rd part.

Introduction of Jacki Bremer, Certified Reentry Peer Specialist and Recovery Coach/Trainer:

Ms. Wood has worked with Ms. Jacki Bremer for 2 years, or more, assisting in designing a Jail Reentry Program. Due to Covid-19 Pandemic and limited availability in Dunn County Jail Ms. Bremer is available to Buffalo/Pepin County Jail Reentry Program up to 5 hours per week. The goal is for Ms. Bremer to get to know Buffalo/Pepin Justice Partners. All CJCC attendees introduced themselves to Ms. Bremer. Ms. Bremer stated she is a certified peer specialist in the State of Wisconsin. She is a recovery coach and trainer. She has more than 30 years of continuous path of sobriety. She views this work as a gift to be able to share hope and advocacy to help others advocate for themselves. She has been working in the Dunn County Jail Reentry Program. She works with individuals while in jail to set them up with basic resources. She shared, “substance use and mental health are challenging enough then to throw in criminal record.” Ms. Bremer discussed her own recovery and a change in lifestyle. She said a certified peer specialist role is not intended to be a long term in an individual’s life. She hopes within 6 months these people are building their own positive recovery support network. Mr. Bremer stated she is like a bridge to be used to help them walk through life. She informed the committee working as a certified peer specialist in the Dunn County Jail Reentry Program will end for her on December 31, 2021. Ms. Wood stated she is hoping to find money from other resources to continue services.

CJS Coordinator Report:

- TAD 2020 – 4th quarter report – Ms. Berning stated the end of year financials should be finalized and journal entries completed by Thursday, February 18, 2021. Shawn Squires and Brenda will be working on the TAD 4th quarter financial report on Tuesday, February 23, 2021.
- TAD Grant Application Update – Ms. Lushaj sent an email on February 8, 2021 regarding the new TAD Grant application process for the next funding cycle. Ms. Berning stated staff within the Bureau of Justice Programs at DOJ have been actively engaged in planning for the next funding cycle and other changes to the program proposed through the work of the State CJCC’s TAD Subcommittee. Currently, they are not able to provide an update until after the Governor releases his proposed budget on February 16, 2021. From that point legislature will craft their proposed budget which will eventually need to be agreed upon by all parties. The final budget will not be passed until later this year, likely this summer.
- TAD Grant Award 2022-2026 (next five-year award cycle) – Ms. Berning learned the TAD funding may be a four-year cycle versus five-year cycle to match the states funding cycle.
- CJS Data – Ms. Bautch shared the updated data. Please see report below.

System Mapping update:

Ms. Berning has been working with Gwen Prom, Administrative Specialist for Extension Office of Pepin County, creating a new system map as a document with added information. Ms. Berning has reached out to Susan Krisik and Matt Roesler to meet and update system mapping in

Corrections and Pepin County Law Enforcement. Once data is updated, Ms. Berning will schedule a meeting with Ms. Wood and Mr. Rynders to review map.


Adjournment: Ms. Liefkring accepted motion to adjourn meeting at 12:37 p.m. Motion carried. Meeting adjourned.

Next Meeting Date is Tuesday, March 16, 2021 from 12:00 p.m. – 1:00 p.m. via zoom. Judge will not be at the next meeting. Craig Brooks will chair the next meeting.

Respectfully submitted,

**Brenda Berning,
CJS Coordinator**

DRAFT



Buffalo-Pepin Counties
Criminal Justice Coordinating Council
Effective Accountable Alternatives

COMMUNITY SERVICE PROGRAM
1/19/21

	Jan/Feb 2020/2021	2021 Total	2020 Total	Total from 2011
Participants	1	1	82	682
Successful	4	4	53	477
Unsuccessful	0	1	20	201
Pending	4			4
Buffalo Cty Referrals	0	0	42	472
Pepin Cty Referrals	1	0	38	210
Total	0			682

.....

Total Community Service Hours: 78 hrs. (2021)
 904 ³/₄ hrs. (2020)
 849 ³/₄ hrs. (2019)
 543 hrs. (2018)
 1038 ³/₄ hrs. (2017)
 2294 ³/₄ hrs. (2016)
 2997 ¹/₄ hrs. (2015)
 2360 hrs. (2014)
 2695 ³/₄ hrs. (2013)
 1971 ³/₄ hrs. (2012 and prior)
 15,733 ¹/₂ hrs TOTAL

NEW CJS Data as of 2/11/2021: Served 201 individuals since 8/1/17

Active = 35

Soberlink = 2

Drug Testing = 30

IDIP = 0

Deferred Prosecution Agreement = 23 (BC – 21 and PC – 2)

TOTAL DPA SERVED: 48 (16 successful; 7 terminated)

Pre-Charge Diversion = 1 (PC)

Random Drug Screening = 3

	2017 (commence 7/31)	2018	2019	2020	2021	TOTALS
Total Screened	79	121	95	40	0	335
Graduated (successfully completed)	8	24	17	14	0	63
Administrative Discharge (not able to complete all requirements)	2	16	9	6	0	33
Terminated (failed to follow all conditions)	4	19	19	7	0	49
Voluntary Withdrawal (per client request)	0	2	3	5	1	11
Declined Participation	0	5	18	13	0	36
Ineligible (BW, charge, probation)	33	50	21	4	0	108
DPA	1 (new) BC-1 PC-0	17 (new) BC-13 PC-4	17 (new) BC-14 PC-3	12 (new) BC-12 PC-0	1 (new) BC-1 PC-0	48 BC – 41 PC – 7

PEPIN COUNTY JAIL CURRENT INMATE LIST 02-15-2021

Inmate Name	Date Admitted	Reason Detained	Arresting Agency	Next Court Date	Release Date	Huber Privileges	Edu. Level
Senne, Larry Mark	03-02-20	PESO Warrant for FTA on Theft, Forgery Charges \$1000.00 Cash	PESO	Sentenced	05-14-21	Not Eligible	College
Perrault-Bignell, Melissa Ann	10-16-20	Poss Of Meth, Poss Drug Para, Probation Hold	PESO	05-04-21	?	Not Eligible	HS
Delong, Dylan Joseph	11-12-20	JOC-2018CF22	---	Sentenced	05-11-21	Not Eligible	HS
Nelson, Anthony Bryan	12-18-20	Poss. Meth, Maintaining a Drug House, Felon in Poss. Firearm, Distribution of Meth. Probation Hold	PESO	02-23-21 03-08-21	?	Not Eligible	No HS
Lindstrom, Garrett Joe	02-15-21	JOC – 2021CF06	---	Sentenced	02-23-21	Working	?
Hoover, Travis Joe	02-15-21	JOC – 2020CF33	--	Sentenced	03-02-21	Working	College

BUFFALO COUNTY JAIL CURRENT INMATE LISTING 01-18-21 (12) Inmates

Inmate Name	Date Admitted	Reason Detained	Arresting Agency	Next Court Date	Release Date	Huber Privileges	Edu. Level
Kenneth Teel	9-11-18	Bond-1 st Degree Intent Homicide	BUSO	5-20 @ 0900	?	Not Eligible	No HS
Erick Tlatemohue Tepole	2-28-20	Bond – Cause Great Bodily Harm ICE Hold	BUSO	4-1 @ 0930	?	Not Eligible	No HS
Chovis Choncoa	2-28-20	Bond – Cause Great Bodily Harm ICE Hold/TRSO Warrants	BUSO	4-1 @ 10:15	?	Not Eligible	No HS
Randall Merrick	6-23-20	Bond-First Degree Intentional Homicide & Hiding a Corpse	BUSO	5-4-21 @ 0845	?	Not Eligible	GED
Lonnie Garrett	10-21-20	Bond – First Degree Sexual Assault	BUSO	3-3-21 @09:30 Taylor Co. Case & 4-20-21 @ 10:00 Taylor Co. Case 3-3-21 @ 13:15 Buffalo Case & Buffalo Jury Trial Apr 14-16, 21	?	Not Eligible	HS

Doua Moua	12-10-20	Bond – Poss of Meth/Para/THC	BUSO	2/26/21 @ 13:30	?	Not Eligible	HS
Zakaree Stelzer	12-10-20	Bond – Poss of Meth w/intent/poss of para	BUSO	2/17/21 @ 10:00	?	Not Eligible	GED
Ernest Williams	12-11-20	JOC – Poss of Meth & Theft	BUSO	Sentenced in Dunn Co now	9-2-21	Not Eligible	?
Alexander Deyoung	12-18-20	PO Hold	Probation	2-23-21 @ 14:15 Wabasha Co case 3-30-21 Pierce Co Case	?	Not Eligible	HS
Eric Paquette	1-3-21	Bond – Poss Meth/Poss Drug Para/OWR/Resisting & Fleeing & PO Hold	Mondovi	3-3 @ 10:30 2-18 @ 9:30 EC cases	?	Not Eligible	GED
David West	1-7-21	Probation ES Sanctions	Probation	N/A	3-29-21	Not Eligible	HS
Michael Joswick	1-15-21	Bond-Warrant FTA Trial – Intentionally Point Firearm at Law Enforcement	BUSO	2-17-21 @ 9:00 21CF5 & 2-17-21 @ 13:45 19CF178	?	Not Eligible	College
Jonathan Medeiros	1-23-21	Bond – 1 st Degree Intentional Homicide	BUSO	3-4-21 @ 13:00	?	Not Eligible	Technical College

Electronic Monitoring


1-18-21 (4)

Name	Date Admitted	Reason	Arresting Agency	Next Court Date	Release Date	Huber Privileges
Michael Kronebusch	9-23-19	Sign Bond – Burg/Bldg Dwelling	BUSO	To be determined	?	Not Eligible
Terry Moore	11-5-20	JOC – OWI 5 th	BUSO	Sentenced	3-19-21	Eligible
Joshua Hawkins	12-17-20	JOC – OWI 3rd	BUSO	Sentenced	2-25-21	Eligible
Kyle Katula	1-26-21	JOC – Crim Dam to Property	BUSO	Sentenced	2-17-21	Eligible
Tyler Loewenhagen	1-26-21	JOC – Crim Tresp to Dwelling	BUSO	Sentenced	3-8-21	Eligible
John Kujak	1-26-21	JOC – Mfg/Del THC	BUSO	Sentenced	1-25-22	Eligible
Joseph Deck	2-15-21	JOC – Disorderly Conduct	BUSO	Sentenced	2-19-21	Eligible

CJCC Financial Report

The current balance of the CJCC Financial Report as of March 1, 2021 is \$34,525.61.

Submitted by Gina Rieck.



Buffalo-Pepin Counties
Criminal Justice Coordinating Council
Effective Accountable Alternatives

COMMUNITY SERVICE PROGRAM
3/16/21

	Feb 2021	2021 Total	2020 Total	Total from 2011
Participants	0	1	82	682
Successful	0	4	53	477
Unsuccessful	1	2	20	202
Pending	3			3
Buffalo Cty Referrals	0	0	42	472
Pepin Cty Referrals	1	0	38	210
Total	0			682

.....

Total Community Service Hours: 78 hrs. (2021)
 904 ³/₄ hrs. (2020)
 849 ³/₄ hrs. (2019)
 543 hrs. (2018)
 1,038 ³/₄ hrs. (2017)
 2,294 ³/₄ hrs. (2016)
 2,997 ¹/₄ hrs. (2015)
 2,360 hrs. (2014)
 2,695 ³/₄ hrs. (2013)
 1,971 ³/₄ hrs. (2012 and prior)
 15,733 ¹/₂ hrs. TOTAL

BUFFALO COUNTY JAIL CURRENT INMATE LISTING

02-26-21 (12) Inmates

Inmate Name	Date Admitted	Reason Detained	Arresting Agency	Next Court Date	Release Date	Huber Privileges	Edu. Level
Kenneth Teel	9-11-18	Bond-1 st Degree Intent Homicide	BUSO	5-20 @ 0900	?	Not Eligible	No HS
Erick Tlatemohue Tepole	2-28-20	Bond – Cause Great Bodily Harm ICE Hold	BUSO	4-1 @ 0930	?	Not Eligible	No HS
Chovis Choncoa	2-28-20	Bond – Cause Great Bodily Harm ICE Hold/TRSO Warrants	BUSO	4-1 @ 10:15	?	Not Eligible	No HS
Randall Merrick	6-23-20	Bond-First Degree Intentional Homicide & Hiding a Corpse	BUSO	Anoka Co 4-27 @14:30 5-4 @08:45 7-12@09:00 11-8@15:00 Jury Trial Dec 6-10th	?	Not Eligible	GED
Lonnie Garrett	10-21-20	Bond – First Degree Sexual Assault	BUSO	3-3 @09:30 Taylor Co. Case & 4-20 @ 10:00 Taylor Co. Case 3-3 @ 13:15 Buffalo Case & Buffalo Jury Trial Apr 14-16	?	Not Eligible	HS
Doua Moua	12-10-20	Bond – Poss of Meth/Para/THC	BUSO	3-11 @ 13:00	?	Not Eligible	HS
Zakaree Stelzer	12-10-20	Bond – Poss of Meth w/intent/poss of para	BUSO	4/21 @ 10:00	?	Not Eligible	GED
Ernest Williams	12-11-20	JOC – Poss of Meth & Theft	BUSO	Sentenced in Dunn Co now	9-2-21	Not Eligible	?
Alexander Deyoung	12-18-20	PO Hold – Pending Revocation	Probation	3-30 @ 10:15 Pierce Co Case	?	Not Eligible	HS
Eric Paquette	1-3-21	Bond – Poss Meth/Poss Drug Para/OWR/Resisting & Fleeing & PO Hold	Mondovi	3-3 @ 10:30	?	Not Eligible	GED
David West	1-7-21	Probation ES Sanctions	Probation	N/A	3-29-21	Not Eligible	HS
Jonathan Medeiros	1-25-21	Bond – 1 st Degree Intentional Homicide	BUSO	Buffalo Co 3-4-21 @ 13:00 St. Croix Co Child Support	?	Not Eligible	Technical College

				Hearing 33-10 @ 15:30			
--	--	--	--	-----------------------	--	--	--

Electronic Monitoring

2-26-21 (4)

Name	Date Admitted	Reason	Arresting Agency	Next Court Date	Release Date	Huber Privileges
Michael Kronebusch	9-23-19	Sign Bond – Burg/Bldg Dwelling	BUSO	To be determined	?	Not Eligible
Terry Moore	11-5-20	JOC – OWI 5 th	BUSO	Sentenced	3-19-21	Eligible
Tyler Loewenhagen	1-26-21	JOC – Crim Tresp to Dwelling	BUSO	Sentenced	3-8-21	Eligible
John Kujak	1-26-21	JOC – Mfg/Del THC	BUSO	Sentenced	1-25-22	Eligible

PEPIN COUNTY JAIL CURRENT INMATE LIST 02-15-2021

Inmate Name	Date Admitted	Reason Detained	Arresting Agency	Next Court Date	Release Date	Huber Privileges	Edu. Level
Brown, Michael	3-01-21	Judgement of Conviction – DAGPA revoked	PESO	Sentenced	3-31-21	Not Eligible	?
Charles, Donald	2-15-21	Judgement of Conviction Felony Bail Jumping & 4 th Degree Sexual Assault	PESO	Sentenced	4-17-21	Not Eligible	No HS
Delong, Dylan Joseph	11-12-20	JOC-2018CF22	PESO	Sentenced	05-11-21	Not Eligible	HS
Nelson, Anthony Bryan	12-18-20	Poss. Meth, Maintaining a Drug House, Felon in Poss. Firearm, Distribution of Meth. Probation Hold	PESO	02-23-21 03-08-21	?	Not Eligible	No HS
Perrault-Bignell, Melissa Ann	10-16-20	Poss Of Meth, Poss Drug Para, Probation Hold	PESO	05-04-21	?	Not Eligible	HS
Senne, Larry Mark	03-02-20	PESO Warrant for FTA on Theft, Forgery Charges \$1000.00 Cash	PESO	Sentenced	05-14-21	Not Eligible	College
Suckow, Brooke	03-01-21	Poss Meth, Drug Para, OWI, operate after suspension	PESO	3-08-21	?	Not Eligible	College
Stephen P. Unser	3-01-21	JOC 2020CT23 DUI	PESO	Sentenced	3-09-21	EHM	?
Barbara J. Pabst	3-01-21	JOC 2020CM40	PESO	Sentenced	3-09-21	EHM	College

	A	B	C	E	F	H	I	K	L
1	BUFFALO COUNTY DEPARTMENT OF COMMUNITY JUSTICE SERVICES								
2	2020 ADOPTED BUDGET								
3	REPORT THROUGH December 2020								
4	ACCOUNT TITLE	2020 WORKING BUDGET		Y-T-D		Y-T-D REMAINING BUDGET		PERCENT OF BUDGET USED	
5		REVENUE	EXPENSE	REVENUE	EXPENSE	REVENUE	EXPENSE	REVENUE	EXPENSE
6	STATE/FEDERAL REVENUE	125,286.00		125,286.00		0.00		100%	
7	LOCAL REVENUE/REFUNDS (CJCC) - FUND 10	10,000.00		10,000.00		0.00		100%	
8	DRUG TESTING REVENUE	12,305.00		10,368.00		1,937.00		84%	
9	ALCOHOL TESTING REVENUE	14,600.00		14,295.50		304.50		98%	
10	REVOLVING LOAN	2,000.00		650.00		1,350.00		33%	
11	DRUG SWEAT PATCH REVENUE	3,780.00		6,596.00		(2,816.00)		174%	
12	IDIP - ALCOHOL TESTING - FUND 10	7,500.00		7,992.51		(492.51)		107%	
13	PRE-CHARGE/PRE-ARREST REV	250.00		250.00					
14	DONATION	1,200.00		1,200.00					
15	SALARIES		101,432.00		100,910.74		521.26		99%
16	SOCIAL SECURITY		7,759.50		7,558.88		200.62		97%
17	RETIREMENT-EMPLOYER'S SHARE		6,846.66		6,810.99		35.67		99%
18	HEALTH INSURANCE/HEALTH INSURANCE INCENTIVE		8,561.16		8,561.04		0.12		100%
19	LIFE INSURANCE		29.04		29.28		(0.24)		101%
20	WORKER'S COMPENSATION		3,631.64		3,589.40		42.24		99%
21	VERIZON WIRELESS CELL PHONE/PEPIN CO PHONE		879.00		858.60		20.40		98%
22	AODA AND MENTAL HEALTH ASSESSMENTS AND TREATMENT (Contractual Services)		3,143.00		1,610.80		1,532.20		51%
23	OFFICE SUPPLIES (PENS,PAPER,POSTAGE, ETC.)		1,672.00		904.68		767.32		54%
24	OFFICE EQUIPMENT (CHAIR)		1.00		0.00		1.00		0%
25	PHOTO COPIES (COPIER/PRINTER X 2 - BC/PC)		1,845.00		1,829.26		15.74		99%
26	PROGRAM INCENTIVE/REWARDS		5,263.00		2,944.99		2,318.01		56%
27	EMPLOYEE EDUCATION/TRAINING		100.00		0.00		100.00		0%
28	MILEAGE		7,991.00		4,706.93		0.00		59%
29	MEALS		100.00		0.00		100.00		0%
30	PROGRAM SUPPLIES FOR CLIENTS (N/A BOOKS, FOLDERS, NOTEBOOKS)		1,100.00		318.14		781.86		29%
31	VEHICLE GAS & LEASE		818.00		5,400.40				
32	OTHER SUPPLIES & EXPENSES (VPN/ENCRPTION/BENEFIT PLAN ADMIN/GENERAL LIABILITY INS.=\$600/YR)		1,150.00		639.07		510.93		56%
33	ALCOHOL MONITOR		7,000.00		2,487.69		4,512.31		36%
34	ALCOHOL MONITOR - FUND 10		2,657.00		1,976.83		680.17		74%
35	DRUG TESTING		8,459.00		5,264.92		3,194.08		62%
36	SWEAT DRUG PATCH		2,833.00		5,412.27		(2,579.27)		191%
37	INTERPRETOR FEES		200.00		0.00		200.00		0%
38	REVOLVING LOAN		2,000.00		0.00		2,000.00		0%
39	TOTALS	176,921.00	175,471.00	176,638.01	159,838.08	282.99	14,954.42		
40	ACCRUED EXPENSES	BUDGET TOTAL	INCLUDED IN	2016 & 2017 dhs	\$49,872.77			CASH BALANCE	\$81,495.27
41			YTD EXP	rollover				(net YTD + reserve)	
42			2018 Excess	Revenue	\$1,874.10				
43			2019 Excess	Revenue	\$12,948.47				
44			2020 Excess	Revenue	\$16,799.93				
45					\$81,495.27				in Buffalo County Non-Lapsing Fund



Program Admission Summary

Buffalo County, Post-Charge Diversion/Deferred Prosecution

Admission dates from 2/10/20 to 12/21/20; Selected date range: 1/1/20 to 12/31/20

Funding Source(s):

Status(es):

Data Notes and Disclaimers:

- Data based on information entered into the CORE Reporting System by each program. Programs are responsible for the completeness and accuracy of the data.
- Categories listed as "other" indicate a selection that was not part of the primary list in CORE for a particular field.
- Top N charts include only the most frequent categories, with the remaining options grouped into "All Other".
- Admission dates indicate the dates present within the selected date range for the listed site and program.



Program Admission Summary

Buffalo County, Post-Charge Diversion/Deferred Prosecution

Admission dates from 2/10/20 to 12/21/20; Selected date range: 1/1/20 to 12/31/20

Funding Source(s): Treatment Alternatives And Diversion (Tad)

Status(es): Voluntary Withdrawal; Administrative Discharge; Active; Graduated; Terminated

Total Admissions: 18

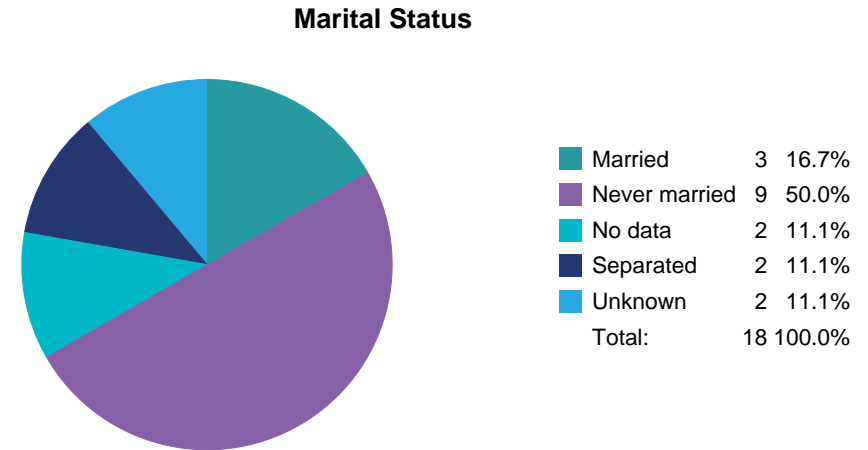
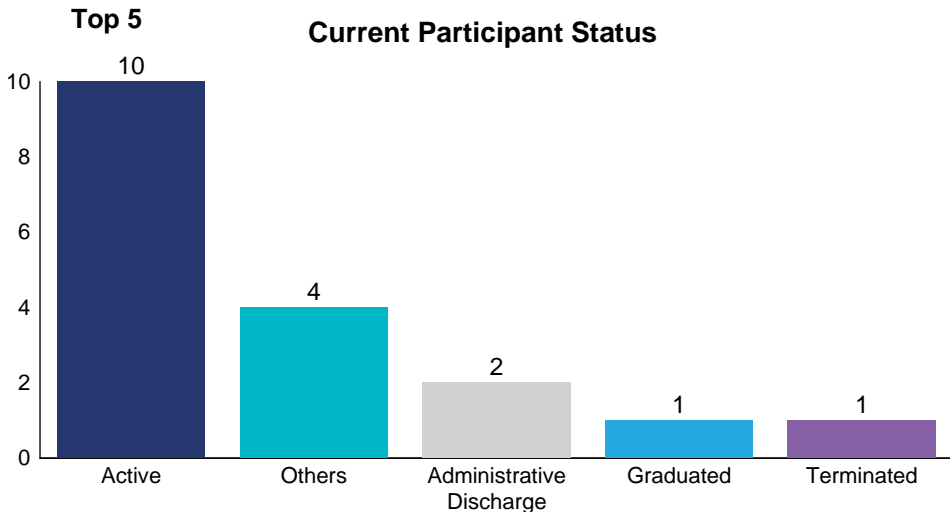
Age at Admission		
Average age:	37	
Under 18	0	0.0%
18-21	0	0.0%
22-25	3	16.7%
26-35	5	27.8%
36-45	6	33.3%
46-55	1	5.6%
Over 55	1	5.6%
Unknown	2	11.1%
Total:	18	100.0%

Race		
White	16	88.9%
Black/African American	0	0.0%
American Indian/Alaskan Native	0	0.0%
Native Hawaiian/Other Pacific Islander	0	0.0%
Asian	0	0.0%
Other	0	0.0%
Unknown	2	11.1%
Total:	18	100.0%

Sex		
Male	10	55.6%
Female	6	33.3%
Unknown	2	11.1%
Total:	18	100.0%

Ethnicity		
Hispanic/Latino	2	11.1%
Not Hispanic/Latino	14	77.8%
Unknown	2	11.1%
Total:	18	100.0%

Valid Driver's License		
Yes	11	61.1%
No	5	27.8%
Unknown	2	11.1%
No Data	0	0.0%
Total:	18	100.0%





Program Admission Summary

Buffalo County, Post-Charge Diversion/Deferred Prosecution

Admission dates from 2/10/20 to 12/21/20; Selected date range: 1/1/20 to 12/31/20

Funding Source(s): Treatment Alternatives And Diversion (Tad)

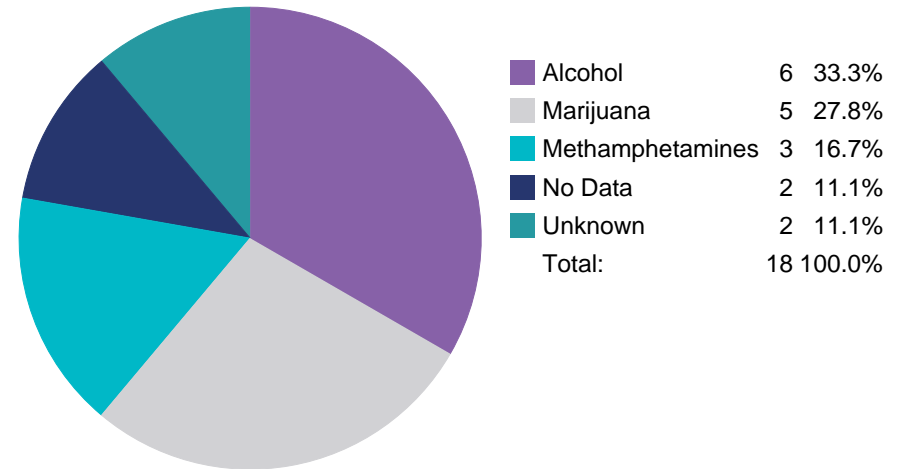
Status(es): Voluntary Withdrawal; Administrative Discharge; Active; Graduated; Terminated

Risk/Need Level

High Risk/High Need:	Med Risk/High Need:	Low Risk/High Need:
3 27.27%	0 0.00%	0 0.00%
High Risk/Med Need:	Med Risk/Med Need:	Low Risk/Med Need:
0 0.00%	8 72.73%	0 0.00%
High Risk/Low Need:	Med Risk/Low Need:	Low Risk/Low Need:
0 0.00%	0 0.00%	0 0.00%
Unknown/No Data:	7	38.89%

Primary Drug of Choice

Top 5

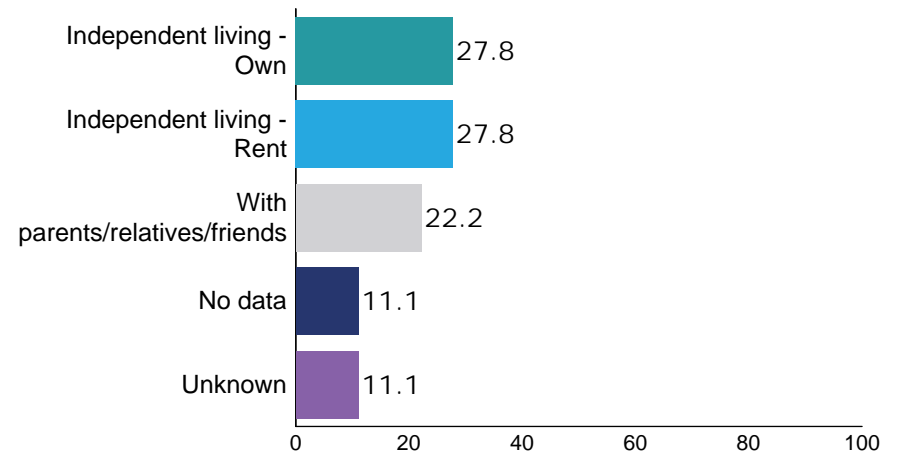


Primary Offense Category

Bail jumping	2	11.1%
Crim damage/Trespass	0	0.0%
Disorderly Conduct	3	16.7%
Drug manufact/Delivery/Other	0	0.0%
Drug Possession	7	38.9%
OWI	3	16.7%
Other	1	5.6%
Property/Fraud	0	0.0%
Resisting arrest:	0	0.0%
Sex offense	0	0.0%
Traffic	0	0.0%
Violent/Assault/Weapons	0	0.0%
No data	2	11.1%
Total:	18	100.0%

Percent of Participants by Living Situation

Top 5





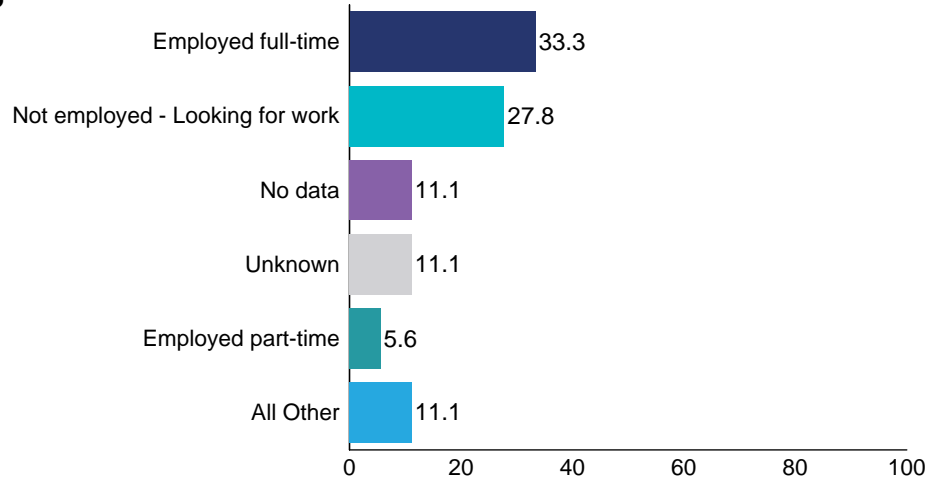
Program Admission Summary

Buffalo County, Post-Charge Diversion/Deferred Prosecution

Admission dates from 2/10/20 to 12/21/20; Selected date range: 1/1/20 to 12/31/20
 Funding Source(s): Treatment Alternatives And Diversion (Tad)
 Status(es): Voluntary Withdrawal; Administrative Discharge; Active; Graduated; Terminated

Percent of Participants by Employment Status

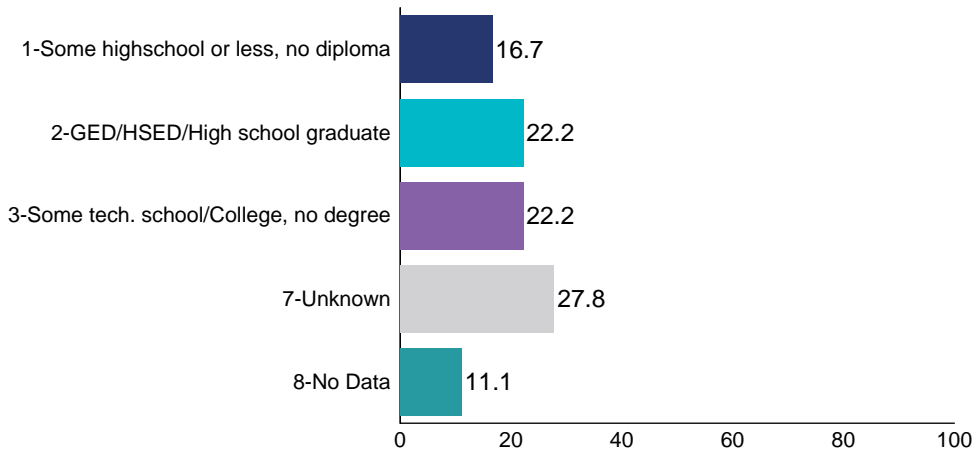
Top 5



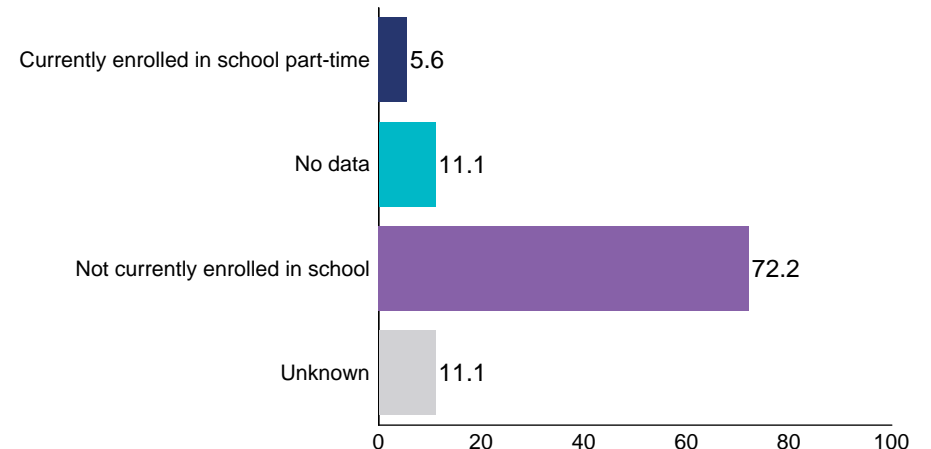
Participant Income

Income Range	Count	Percentage
Less than \$10,000	4	22.2%
\$10,000 to \$19,999	0	0.0%
\$20,000 to \$29,999	5	27.8%
\$30,000 to \$39,999	2	11.1%
\$40,000 to \$49,999	2	11.1%
\$50,000 to \$59,999	1	5.6%
\$60,000 to \$69,999	0	0.0%
\$70,000 to \$79,999	0	0.0%
\$80,000 to \$89,999	0	0.0%
\$90,000 to \$99,999	0	0.0%
\$100,000 to \$149,999	0	0.0%
\$150,000 or more	0	0.0%
Unknown	2	11.1%
No data	2	11.1%
Total:	18	100.0%

Percent of Participants by Highest Education Level



Percent of Participants by Education Status





Program Admission Summary

Pepin County, Post-Charge Diversion/Deferred Prosecution

Admission dates from 2/6/20 to 5/4/20; Selected date range: 1/1/20 to 12/31/20

Funding Source(s):

Status(es):

Data Notes and Disclaimers:

- Data based on information entered into the CORE Reporting System by each program. Programs are responsible for the completeness and accuracy of the data.
- Categories listed as "other" indicate a selection that was not part of the primary list in CORE for a particular field.
- Top N charts include only the most frequent categories, with the remaining options grouped into "All Other".
- Admission dates indicate the dates present within the selected date range for the listed site and program.



Program Admission Summary

Pepin County, Post-Charge Diversion/Deferred Prosecution

Admission dates from 2/6/20 to 5/4/20; Selected date range: 1/1/20 to 12/31/20

Funding Source(s): Treatment Alternatives And Diversion (Tad)

Status(es): Active; Graduated

Total Admissions: 3

Age at Admission		
Average age:	52	
Under 18	0	0.0%
18-21	0	0.0%
22-25	0	0.0%
26-35	1	33.3%
36-45	0	0.0%
46-55	0	0.0%
Over 55	2	66.7%
Unknown	0	0.0%
Total:	3	100.0%

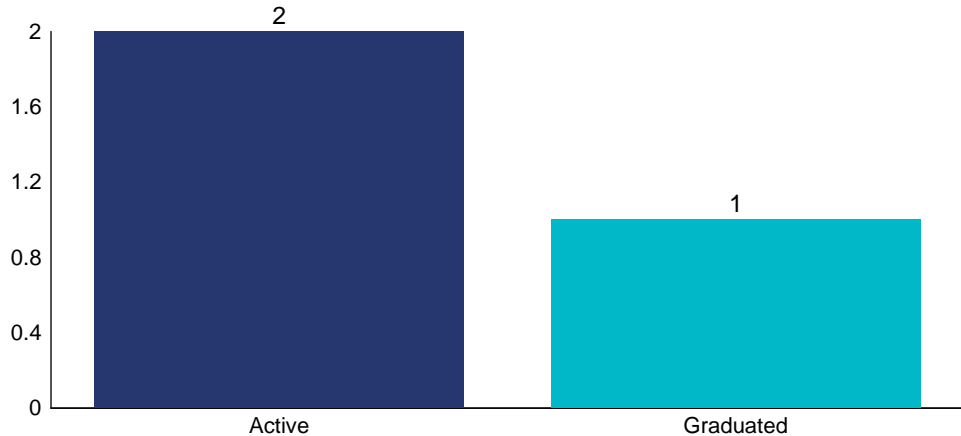
Race		
White	3	100.0%
Black/African American	0	0.0%
American Indian/Alaskan Native	0	0.0%
Native Hawaiian/Other Pacific Islander	0	0.0%
Asian	0	0.0%
Other	0	0.0%
Unknown	0	0.0%
Total:	3	100.0%

Sex		
Male	3	100.0%
Female	0	0.0%
Unknown	0	0.0%
Total:	3	100.0%

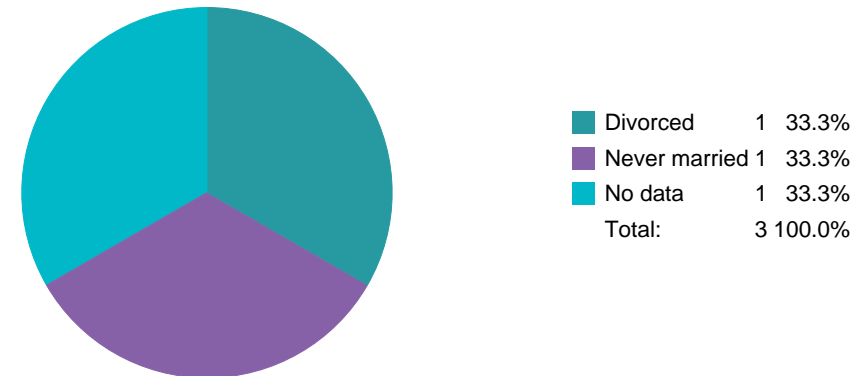
Ethnicity		
Hispanic/Latino	0	0.0%
Not Hispanic/Latino	3	100.0%
Unknown	0	0.0%
Total:	3	100.0%

Valid Driver's License		
Yes	2	66.7%
No	1	33.3%
Unknown	0	0.0%
No Data	0	0.0%
Total:	3	100.0%

Top 5 Current Participant Status



Marital Status





Program Admission Summary

Pepin County, Post-Charge Diversion/Deferred Prosecution

Admission dates from 2/6/20 to 5/4/20; Selected date range: 1/1/20 to 12/31/20

Funding Source(s): Treatment Alternatives And Diversion (Tad)

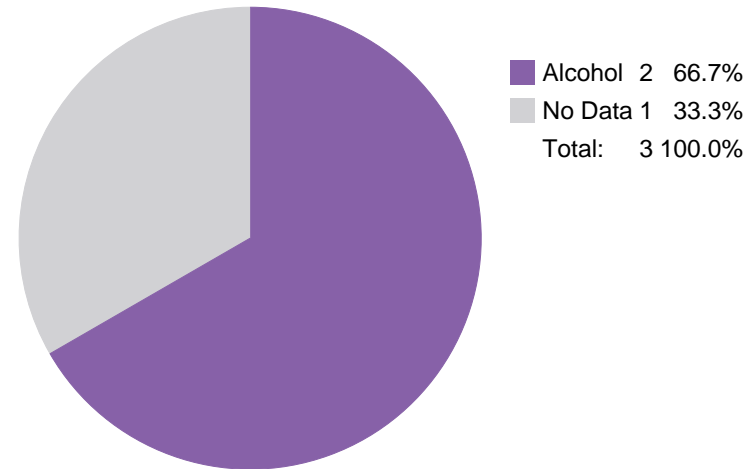
Status(es): Active; Graduated

Risk/Need Level

High Risk/High Need:	Med Risk/High Need:	Low Risk/High Need:
0 0.00%	0 0.00%	0 0.00%
High Risk/Med Need:	Med Risk/Med Need:	Low Risk/Med Need:
0 0.00%	2 100.00%	0 0.00%
High Risk/Low Need:	Med Risk/Low Need:	Low Risk/Low Need:
0 0.00%	0 0.00%	0 0.00%
Unknown/No Data:	1	33.33%

Primary Drug of Choice

Top 5

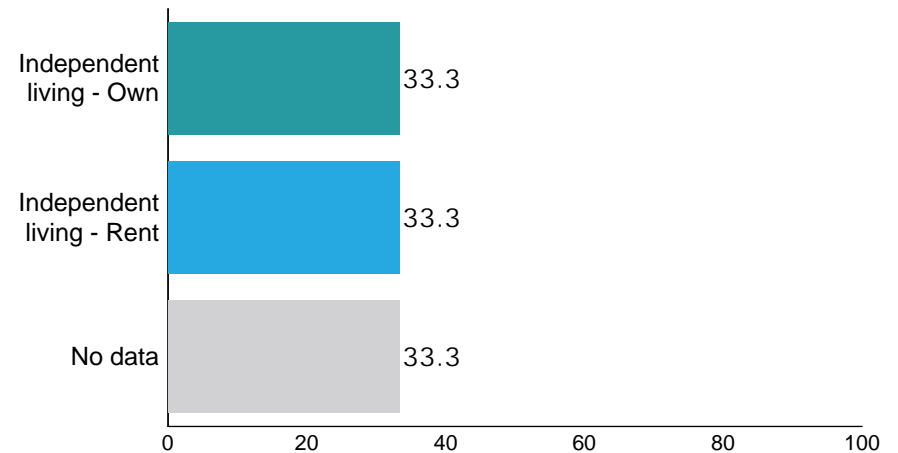


Primary Offense Category

Bail jumping	0	0.0%
Crim damage/Trespass	0	0.0%
Disorderly Conduct	0	0.0%
Drug manufact/Delivery/Other	0	0.0%
Drug Possession	0	0.0%
OWI	2	66.7%
Other	0	0.0%
Property/Fraud	0	0.0%
Resisting arrest:	0	0.0%
Sex offense	0	0.0%
Traffic	0	0.0%
Violent/Assault/Weapons	0	0.0%
No data	1	33.3%
Total:	3	100.0%

Percent of Participants by Living Situation

Top 5





Program Admission Summary

Pepin County, Post-Charge Diversion/Deferred Prosecution

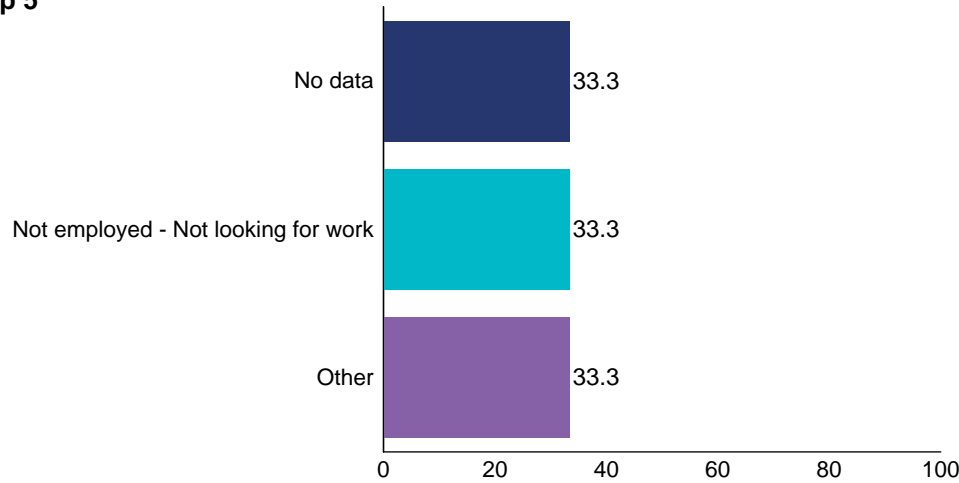
Admission dates from 2/6/20 to 5/4/20; Selected date range: 1/1/20 to 12/31/20

Funding Source(s): Treatment Alternatives And Diversion (Tad)

Status(es): Active; Graduated

Percent of Participants by Employment Status

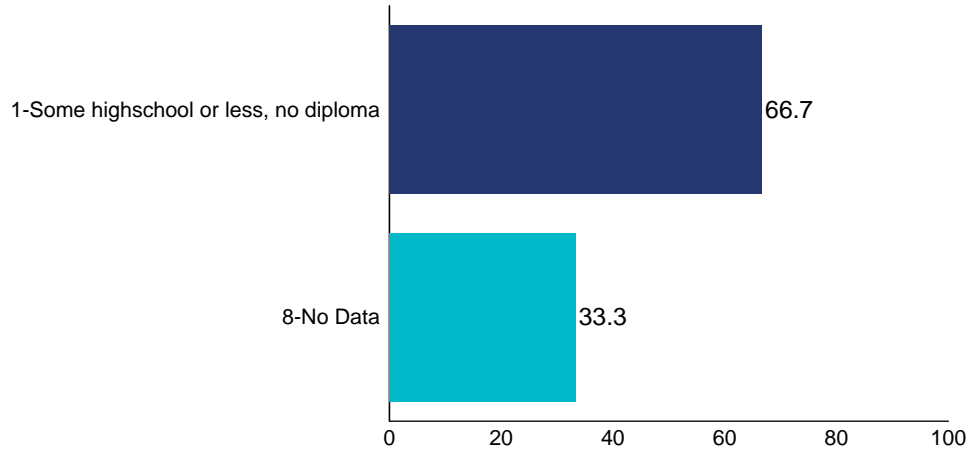
Top 5



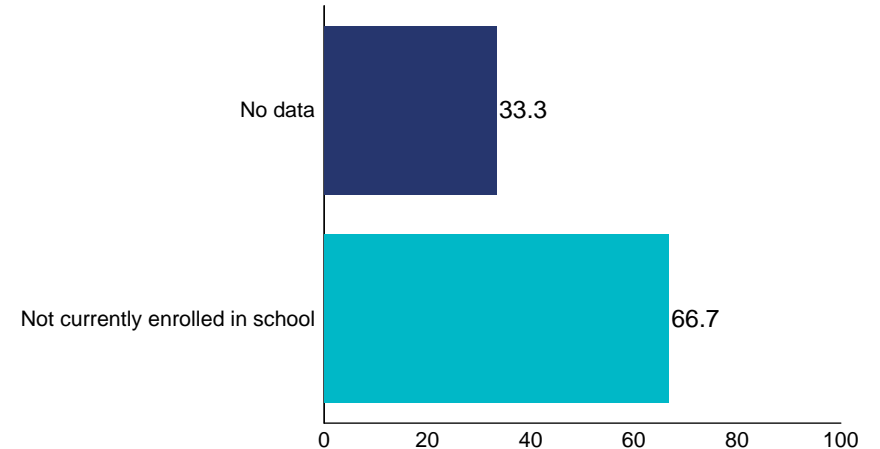
Participant Income

Income Range	Count	Percentage
Less than \$10,000	0	0.0%
\$10,000 to \$19,999	0	0.0%
\$20,000 to \$29,999	2	66.7%
\$30,000 to \$39,999	0	0.0%
\$40,000 to \$49,999	0	0.0%
\$50,000 to \$59,999	0	0.0%
\$60,000 to \$69,999	0	0.0%
\$70,000 to \$79,999	0	0.0%
\$80,000 to \$89,999	0	0.0%
\$90,000 to \$99,999	0	0.0%
\$100,000 to \$149,999	0	0.0%
\$150,000 or more	0	0.0%
Unknown	0	0.0%
No data	1	33.3%
Total:	3	100.0%

Percent of Participants by Highest Education Level



Percent of Participants by Education Status





Program Discharge Summary

Buffalo County, Post-Charge Diversion/Deferred Prosecution

Discharge date from 1/9/20 to 12/30/20; Selected date range: 1/1/20 to 12/31/20

Funding Source(s):

Status(es):

Data Notes and Disclaimers:

- Data based on information entered into the CORE Reporting System by each program. Programs are responsible for the completeness and accuracy of the data.
- Categories listed as "other" indicate a selection that was not part of the primary list in CORE for a particular field.
- Top N charts include only the most frequent categories, with the remaining options grouped into "All Other".
- Discharge dates indicate the dates present within the selected date range for the listed site and program.



Program Discharge Summary

Buffalo County, Post-Charge Diversion/Deferred Prosecution

Discharge date from 1/9/20 to 12/30/20; Selected date range: 1/1/20 to 12/31/20

Funding Source(s): Treatment Alternatives And Diversion (Tad)

Status(es): Voluntary Withdrawal; Administrative Discharge; Terminated; Graduated

Total Discharges: 20

Age at Discharge

Average age:	37
Under 18	0 0.0%
18-21	1 5.0%
22-25	2 10.0%
26-35	7 35.0%
36-45	4 20.0%
46-55	2 10.0%
Over 55	1 5.0%
Unknown	3 15.0%
Total:	20 100.0%

Race

White:	15	75.0%
Black/African American:	2	10.0%
American Indian/Alaskan Native:	0	0.0%
Native Hawaiian/Other Pacific Islander:	0	0.0%
Asian:	0	0.0%
Other:	0	0.0%
Unknown:	3	15.0%
Total:	20	100.0%

Sex

Male:	10	50.0%
Female:	7	35.0%
Unknown:	3	15.0%
Total:	20	100.0%

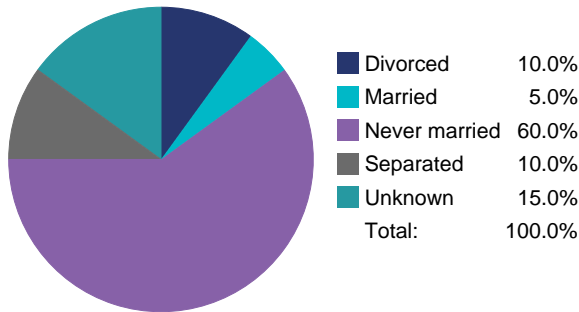
Ethnicity

Hispanic/Latino:	1	5.0%
Not Hispanic/Latino:	16	80.0%
Unknown:	3	15.0%
Total:	20	100.0%

Jail Days Averted

0

Marital Status



Driver's License Reinstated due to Participation

Yes:	2	10.0%
No:	6	30.0%
Unknown:	0	0.0%
No Data:	12	60.0%
Total:	20	100.0%

Prison Days Averted

0



Program Discharge Summary

Buffalo County, Post-Charge Diversion/Deferred Prosecution

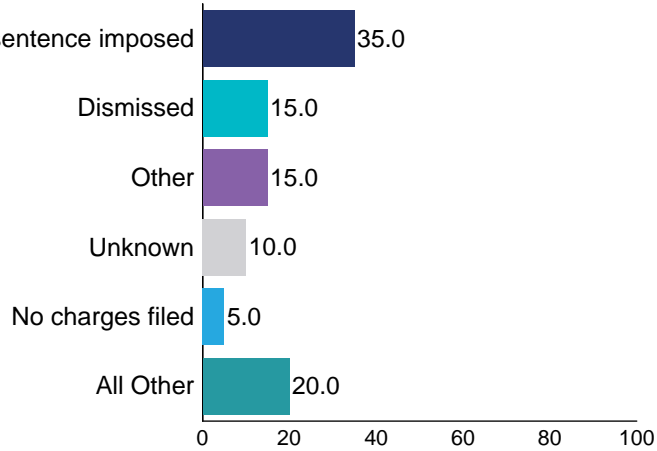
Discharge date from 1/9/20 to 12/30/20; Selected date range: 1/1/20 to 12/31/20

Funding Source(s): Treatment Alternatives And Diversion (Tad)

Status(es): Voluntary Withdrawal; Administrative Discharge; Terminated; Graduated

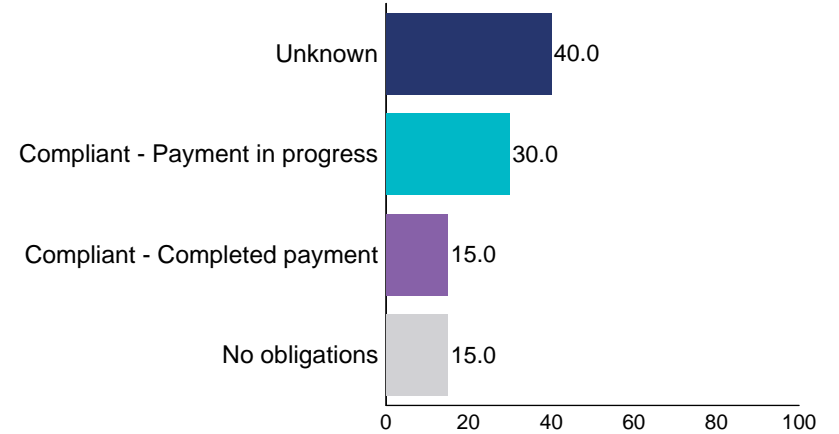
Admission Case Outcome

Top 5



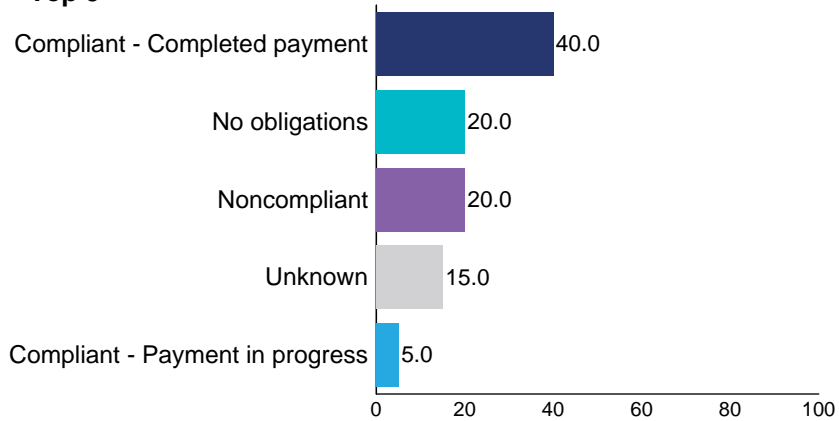
Court Fee Status

Top 5



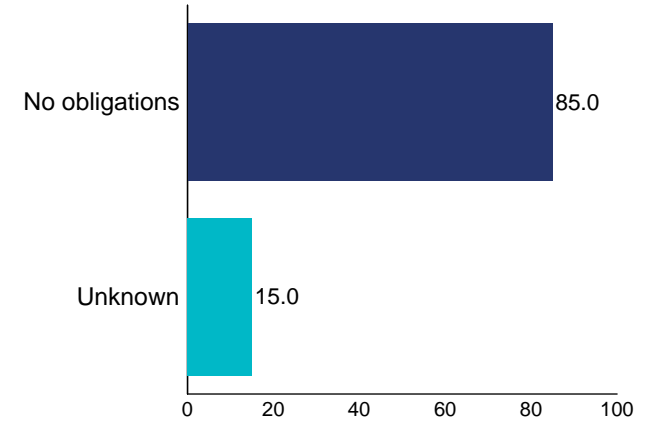
Program Fee Status

Top 5



Restitution Status

Top 5





Program Discharge Summary

Buffalo County, Post-Charge Diversion/Deferred Prosecution

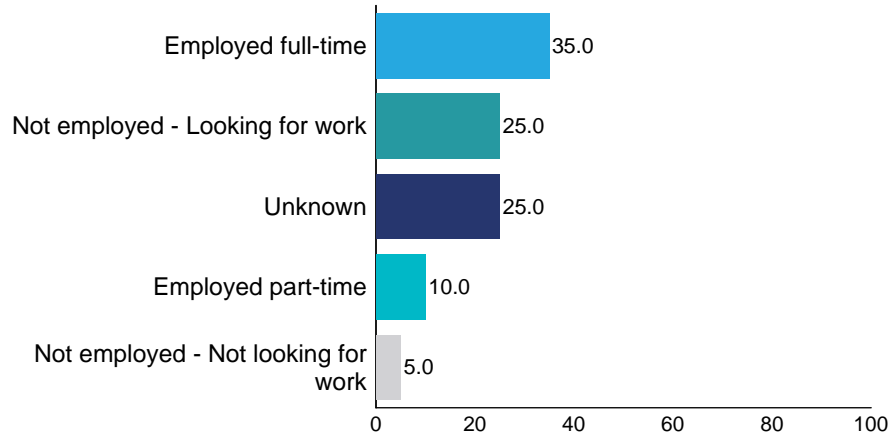
Discharge date from 1/9/20 to 12/30/20; Selected date range: 1/1/20 to 12/31/20

Funding Source(s): Treatment Alternatives And Diversion (Tad)

Status(es): Voluntary Withdrawal; Administrative Discharge; Terminated; Graduated

Percent of Participants by Employment Status

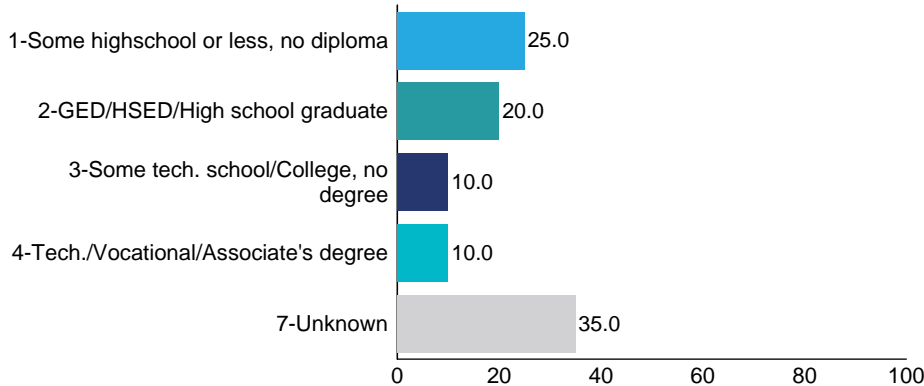
Top 5



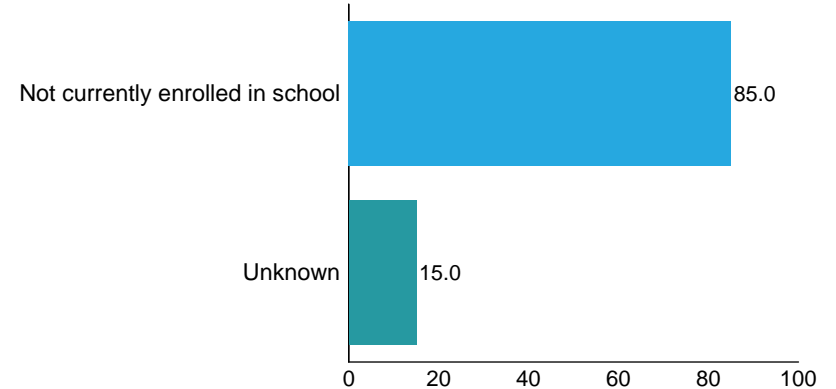
Participant Income

Less than \$10,000:	4	20.0%
\$10,000 to \$19,999:	1	5.0%
\$20,000 to \$29,999:	3	15.0%
\$30,000 to \$39,999:	3	15.0%
\$40,000 to \$49,999:	1	5.0%
\$50,000 to \$59,999:	1	5.0%
\$60,000 to \$69,999:	1	5.0%
\$70,000 to \$79,999:	0	0.0%
\$80,000 to \$89,999:	0	0.0%
\$90,000 to \$99,999:	0	0.0%
\$100,000 to \$149,999:	0	0.0%
\$150,000 or more:	0	0.0%
Unknown:	6	30.0%
No data:	0	0.0%
Total:	20	100.0%

Percent of Participants by Highest Education Level



Percent of Participants by Education Status





Program Discharge Summary

Pepin County, Post-Charge Diversion/Deferred Prosecution

Discharge date from 4/11/20 to 12/15/20; Selected date range: 1/1/20 to 12/31/20

Funding Source(s):

Status(es):

Data Notes and Disclaimers:

- Data based on information entered into the CORE Reporting System by each program. Programs are responsible for the completeness and accuracy of the data.
- Categories listed as "other" indicate a selection that was not part of the primary list in CORE for a particular field.
- Top N charts include only the most frequent categories, with the remaining options grouped into "All Other".
- Discharge dates indicate the dates present within the selected date range for the listed site and program.

Program Discharge Summary

Pepin County, Post-Charge Diversion/Deferred Prosecution

Discharge date from 4/11/20 to 12/15/20; Selected date range: 1/1/20 to 12/31/20

Funding Source(s): Treatment Alternatives And Diversion (Tad)

Status(es): Graduated; Terminated

Total Discharges: 6

Age at Discharge

Average age:	48	
Under 18	0	0.0%
18-21	0	0.0%
22-25	0	0.0%
26-35	1	16.7%
36-45	2	33.3%
46-55	1	16.7%
Over 55	2	33.3%
Unknown	0	0.0%
Total:	6	100.0%

Race

White:	6	100.0%
Black/African American:	0	0.0%
American Indian/Alaskan Native:	0	0.0%
Native Hawaiian/Other Pacific Islander:	0	0.0%
Asian:	0	0.0%
Other:	0	0.0%
Unknown:	0	0.0%
Total:	6	100.0%

Sex

Male:	6	100.0%
Female:	0	0.0%
Unknown:	0	0.0%
Total:	6	100.0%

Ethnicity

Hispanic/Latino:	0	0.0%
Not Hispanic/Latino:	6	100.0%
Unknown:	0	0.0%
Total:	6	100.0%

Jail Days Averted

0

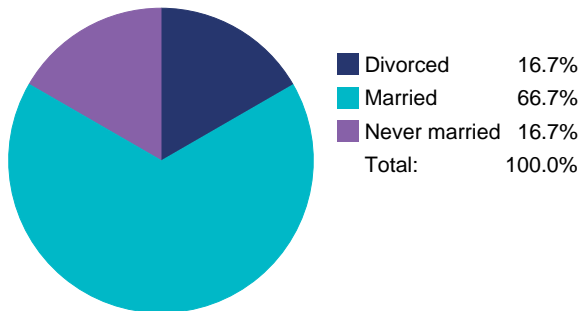
Marital Status

Driver's License Reinstated due to Participation

Yes:	0	0.0%
No:	3	50.0%
Unknown:	0	0.0%
No Data:	3	50.0%
Total:	6	100.0%

Prison Days Averted

0





Program Discharge Summary

Pepin County, Post-Charge Diversion/Deferred Prosecution

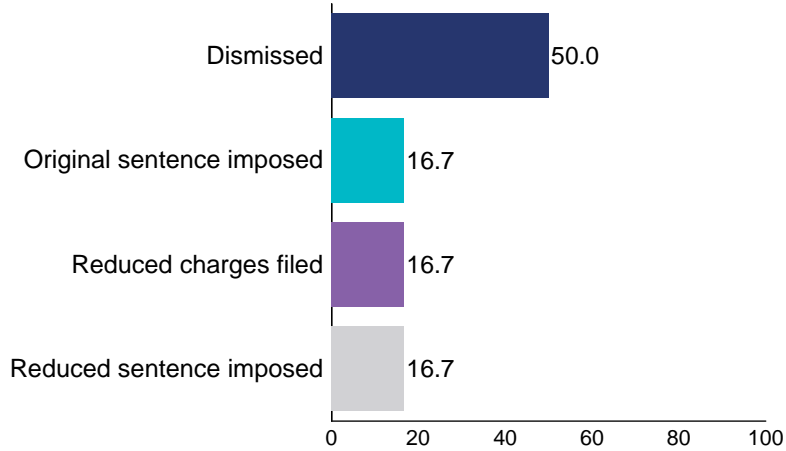
Discharge date from 4/11/20 to 12/15/20; Selected date range: 1/1/20 to 12/31/20

Funding Source(s): Treatment Alternatives And Diversion (Tad)

Status(es): Graduated; Terminated

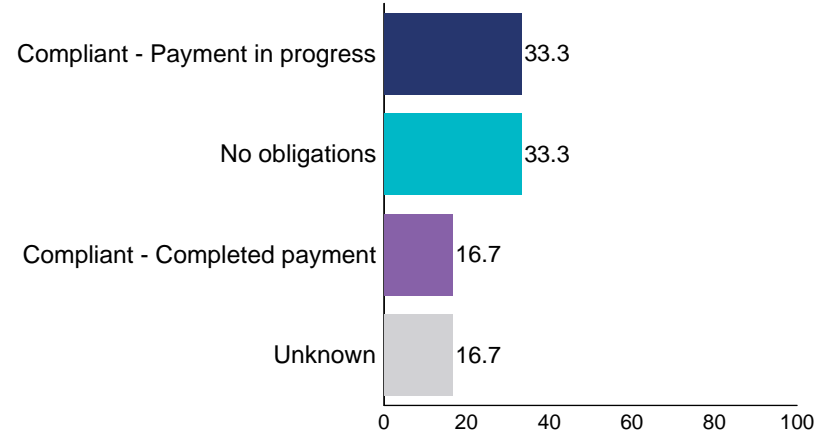
Admission Case Outcome

Top 5



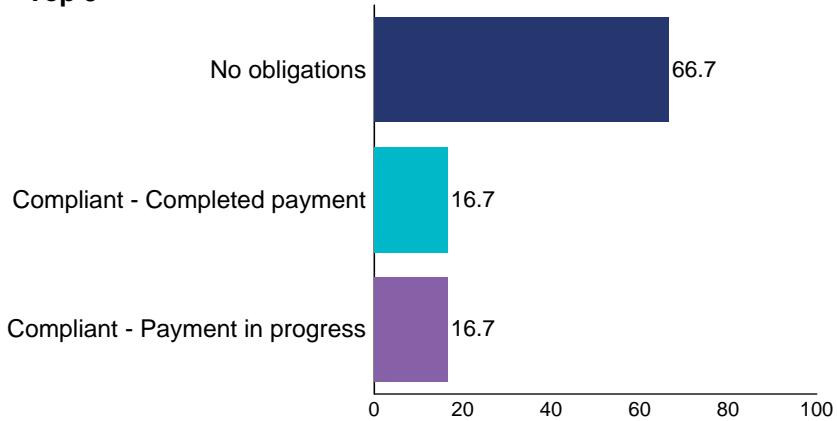
Court Fee Status

Top 5



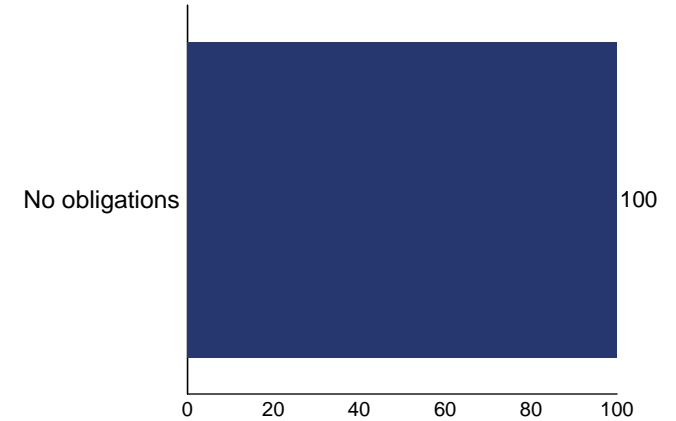
Program Fee Status

Top 5



Restitution Status

Top 5





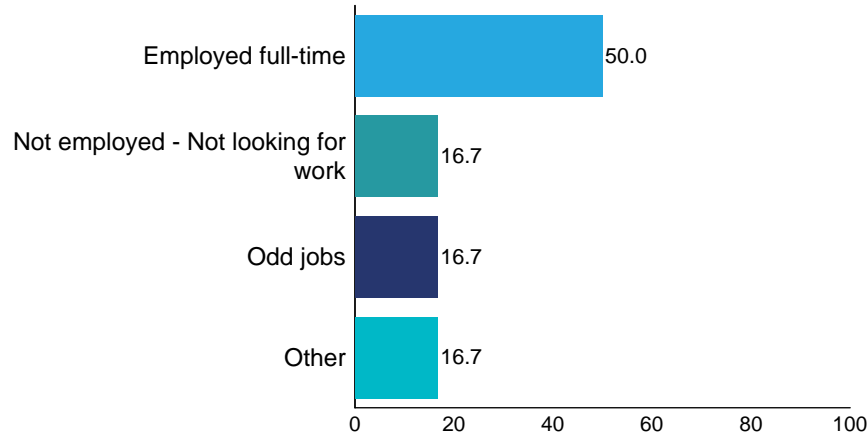
Program Discharge Summary

Pepin County, Post-Charge Diversion/Deferred Prosecution

Discharge date from 4/11/20 to 12/15/20; Selected date range: 1/1/20 to 12/31/20
 Funding Source(s): Treatment Alternatives And Diversion (Tad)
 Status(es): Graduated; Terminated

Percent of Participants by Employment Status

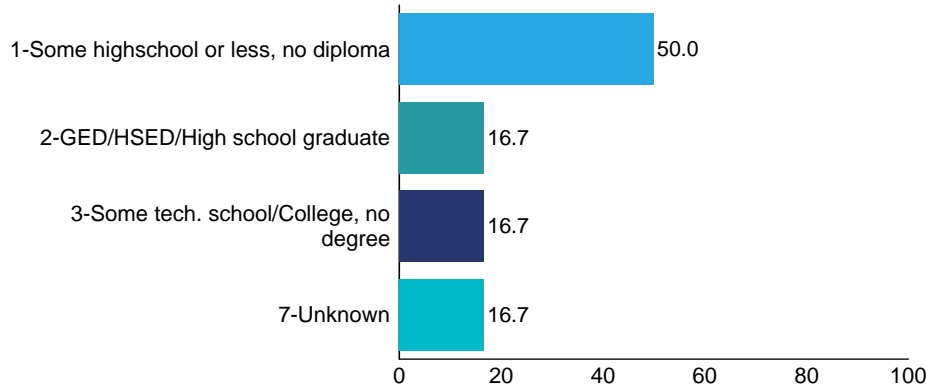
Top 5



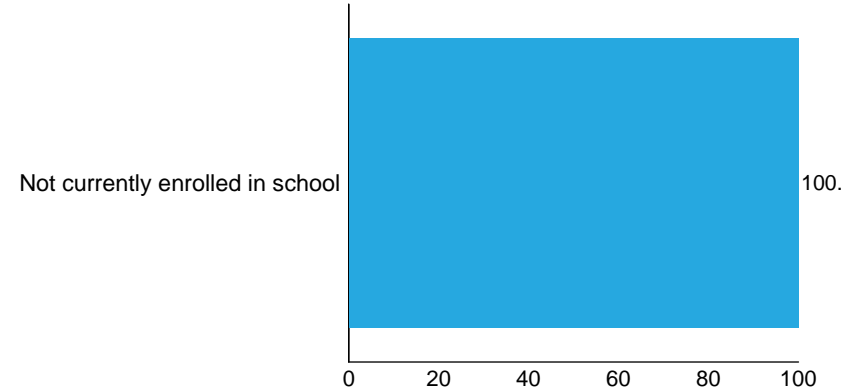
Participant Income

Less than \$10,000:	0	0.0%
\$10,000 to \$19,999:	0	0.0%
\$20,000 to \$29,999:	5	83.3%
\$30,000 to \$39,999:	1	16.7%
\$40,000 to \$49,999:	0	0.0%
\$50,000 to \$59,999:	0	0.0%
\$60,000 to \$69,999:	0	0.0%
\$70,000 to \$79,999:	0	0.0%
\$80,000 to \$89,999:	0	0.0%
\$90,000 to \$99,999:	0	0.0%
\$100,000 to \$149,999:	0	0.0%
\$150,000 or more:	0	0.0%
Unknown:	0	0.0%
No data:	0	0.0%
Total:	6	100.0%

Percent of Participants by Highest Education Level



Percent of Participants by Education Status



Briefly List Activities Conducted During This Period:

As the COVID-19 Pandemic continued, Buffalo and Pepin Counties restricted in-person meetings and entrance into the courthouses. CJS staff primarily met with clients via teleconference and video conferences during the fourth quarter. The CJS Program recognized the importance of drug testing being an important part of substance use disorder management. Thus, CJS Staff explored options for drug testing at a distance by continuing to utilize oral drug tests, sweat patches and alcohol monitors.

ADDITIONAL INFORMATION

1)

Program Questions: Describe the progress made by your TAD program(s) during this reporting period as outlined in your goals and objectives form submitted with your grant application. Please be sure to clearly identify each TAD program and provide a separate response for each program. Use your TAD Quarterly Data Report to help answer these questions.

The following information is for a Diversion Program on all questions.

Goal: Reduce recidivism rates for nonviolent offenders in the program and increase public safety by establishing an evidence based practice post-charge diversion/deferred prosecution agreement. During the fourth quarter, the diversion program continued its efforts ensuring we serve the intended target population of substance charges. To date we have served 198 participants, of those 46 were offered a deferred sentence whereas all charges against them are dismissed upon completion of the program. Currently there are 39 active clients, 23 of them are on an active deferred prosecution agreement. During COVID-19 Pandemic we noticed there are less referrals to the CJS Program due to participants being booked and released prior to CJS staff interviewing them.

Goal: Reduce jail population by diverting non-violent offenders to community-based interventions such as diversion program. All non-violent adult offenders where substance abuse is a contributing factor in their criminal activity are screened with a proxy tool by the police officers and screened by CJS Staff to determine appropriate risk level and if he/she wants to participate in the CJS Program. In the fourth quarter, one participant was referred to the CJS Program. We screened 38 individuals in 2020. This is down from one year ago where we screened 95 individuals. This is due to COVID-19 Pandemic.

In Buffalo County, there were an average of 12.52 inmates in jail for December, 2019. There were 8 inmates in Buffalo County for December 2020. This reflect a reduction in jail population by 36%; however, its hard to determine if the reduction is due to Covid-19 pandemic and/or CJS Diversion Program. None-the-less, reduction in jail days equals less costs.

In Pepin County, there were 11 inmates in jail for December, 2019. There were 9 inmate in Pepin County for December 2020. This reflect a reduction in jail population by 18%; again, its hard to determine if the reduction is due to covid-19 or CJS diversion program.

Goal: Improve the operation of the criminal justice system. We are seeking to avoid the formal processing of an individual whose underlying issues are substance abuse. We work with the individual to change their behavior and provide essential services that address the underlying causes of criminal behavior. To date Buffalo/Pepin County has diverted 46 individuals; 39 individuals are active; 15 have successfully completed the deferred plan and 7 were terminated due to violations. Diverting an individual is less costly for the individual and the criminal justice system including but not limited to police officers, jails, prosecutors, courts, probation, etc. The most obvious benefit of the CJS Diversion Program is the offender avoids the expense and harshness of the full operation of the criminal law.

2)

Describe the progress made by you TAD program(s) during this reporting period (i.e. events, trainings, meetings, community outreach activities, etc.). Please be sure to clearly distinguish between the programs, (e.g. Drug Court, Diversion Program, OWI court, etc.).

We continued to celebrate CJS clients milestones despite Narcotics Anonymous (N/A) Conventions being cancelled for 2020. One participant's entire family and NA colleagues met outside the Buffalo County Courthouse on Saturday to celebrate her one year sober date. In recognition of her milestone she received one year medallion with key chain, \$50 gift card and flowers. This participants son also celebrated one year sobriety at the NA meeting in Durand. He too, received one year medallion and key chain, \$50 gift cards and meat/cheese platter with crackers to share with NA colleagues. Another husband and wife celebrated their two year anniversary outside of their home with their children and NA colleagues present. They both received a two year medallion and key chain. Their four young children were extremely proud.

NA meetings in Buffalo County (Cochrane) continue to meet virtually every day and once per week, in person, at a local church. This meeting averages 7 – 9 attendees. The NA meeting in Pepin County (Durand) meets once per week and averages 8 attendees.

Participated in training of BI, Inc. (soberlink) new program. Learned how to enroll, schedule, map, manage alerts/events and reports. Transitioned to new software on November 4, 2020.

2019 CJS annual report and 2021 CJS budget was presented to both Buffalo and Pepin County boards. Reports were well received.

3)

List all numbers and activities of your TAD program(s) during this reporting period. Please include the

- 1) Current program numbers
- 2) Referrals, admissions, graduations and terminations
- 3) Program capacity.

Please be sure to clearly distinguish between the programs (e.g. Drug Court, Diversion Program, OWI Court, etc.)

Diversion Program

NEW CJS Data as of 12/15/20: Served 198 individuals since 8/1/17

Active = 39

Soberlink = 3

Drug Testing = 31

IDIP = 2

Deferred Prosecution Agreement = 23 (BC – 21 and PC – 2)

TOTAL DPA SERVED: 46 (15 successful; 7 terminated)

Pre-Charge Diversion = 1 (PC)

Random Drug Screening = 3

	2017 (commence 7/31)	2018	2019	2020	TOTALS
Total Screened	79	121	95	38	333
Graduated (successfully completed)	8	24	17	11	60
Administrative Discharge (not able to complete all requirements)	2	16	9	4	31
Terminated (failed to follow all conditions)	4	19	19	7	49
Voluntary Withdrawal (per client request)	0	2	3	5	10
Declined Participation	0	5	18	13	36
Ineligible (BW, charge, probation)	33	50	21	4	108
DPA	1 (new) BC-1 PC-0	17 (new) BC-13 PC-4	17 (new) BC-14 PC-3	11 (new) BC-11 PC-0	46 BC – 39 PC – 7

4)

Program Questions: Describe any changes made to your program during this reporting period (e.g. referral process, phase structure, treatment offered, etc.)

Updated CORE to align with data on our excel spreadsheet, again.

As the COVID-19 Pandemic continued, Buffalo and Pepin Counties restricted in-person meetings and entrance into the courthouses. CJS staff primarily met with clients via teleconference and video conferences during the fourth quarter. The CJS Program recognized the importance of drug testing being an important part of substance use disorder management. Thus, CJS Staff explored options for drug testing at a distance by continuing to utilize oral drug tests, sweat patches and alcohol monitors.

5)

Program Question: Please indicate if you have experienced any changes in your TAD program staff during this reporting period (e.g. budgeted staff, team members, positions listed on the TAD grant, etc.)

There were no changes in the TAD Diversion Program Staff.

6)

Program Question: Describe any challenges your program has experienced in terms of interagency coordination and collaboration during this reporting period (e.g. lack of stakeholder attendance and/or engagement, etc.)

Since COVID-19, the CJCC meetings are conducted via Zoom. The attendance of criminal justice stakeholders has more than doubled. Excellent interagency collaboration and coordination.

7)

Financial Question: Is your program on track to spend the budgeted amount for this reporting period? Do you anticipate that funds will be fully expended by the project period end date? If no, please explain...

The CJS Program is on track to spending the budgeted amount for this reporting period and has fully expending the funds by the period end date of December 31, 2020.

8)

Financial Questions: Please indicate if your fiscal department had issues or questions regarding the financial reporting requirements for the TAD Grants and could use assistance in this area.

Our fiscal department does not have issues or questions regarding the financial reporting requirements for the TAD Grants.

9)

After reviewing your program data, what trends have you identified (e.g. patterns or changes in referrals, admissions, discharges by type, etc.)?

The COVID-19 has caused a decrease of referrals and admissions into the CJS Program. Primary Drug of choice is methamphetamine. Buffalo/Pepin is not very diversified. The longer the participant is in the CJS Program the more successfully they are. In 2020, five participants are two year sober and seven participants are one year sober

10)

Data Question: Do you have any data-related concerns or need assistance with the CORE Reporting System? If yes, please explain...

Currently we do not have any data related concerns or need assistance with the CORE Reporting System.

11)

Technical Assistance (TA): Describe any technical assistance, Training or additional resource needs that your treatment court team and program would find beneficial.

Any tips from other counties how staff is doing case management, drug testing etc. during COVID-19.

12)

Site Visit/TAD Conducted: Have you had a site visit or received TA in the last 12 months? If so, please describe at least one aspect of the visit that was helpful. Please discuss any changes to the program you may have made as a result of the feedback you received.

We have not received a site visit. We continue to work with CORE personnel on inputting data accurately into the system.

SEE INSTRUCTIONS ON REVERSE SIDE BEFORE COMPLETING FORM

GRANTEE NAME (AS SHOWN ON GRANT AWARD) BUFFALO/PEPIN COUNTY	REPORT PERIOD 10/1/2020-12/31/2020	GRANT NUMBER 2020-TD-02-15461
PROJECT TITLE COMMUNITY JUSTICE SERVICES	GRANT PERIOD 1/1/2020 -12/31/2020	
IS THIS THE FINAL REPORT FOR THIS GRANT? <input type="checkbox"/> YES <input checked="" type="checkbox"/> NO		

PART I: EXPENSES - REPORT ACTUAL EXPENSES

BUDGET CATEGORIES	1 FED/OR STATE CURRENT EXPENSES	2 FED/OR STATE EXPENSES TO DATE	3 MATCH EXPENSES TO DATE (IF REQUIRED)	4 (2 + 3) EXPENSES TO DATE INCLUDING	5 APPROVED BUDGET INCLUDING MATCH	6 BALANCE
PERSONNEL	30,339.60	100,910.74	20,111.47	121,022.21	121,022.21	0.00
EMPLOYEE BENEFITS	0.00	13,611.47	9,095.53	22,707.00	22,707.00	0.00
TRAVEL/TRAINING	0.51	1,576.00	0.00	1,576.00	1,576.00	0.00
EQUIPMENT	0.00	0.00	0.00	0.00	0.00	0.00
SUPPLIES/OPERATING	3,975.88	9,187.79	12,555.00	21,742.79	21,742.79	0.00
CONSULTANTS/CONTRACTUAL	0.00	0.00	0.00	0.00	0.00	0.00
OTHER	0.00	0.00	0.00	0.00	0.00	0.00
TOTAL	34,315.99	125,286.00	41,762.00	167,048.00	167,048.00	0.00

PART II: FUNDS REPORT AND REQUEST

	RECEIVED TO DATE	NOW REQUESTED
FED/OR STATE FUNDS	90,970.01	34,315.99

PART III: PROGRAM INCOME

	CURRENT PERIOD	TO DATE
EARNED	6,521.00	33,349.50
EXPENDED	17,838.54	34,552.08

PERSON/TELEPHONE NUMBER RESPONSIBLE
FOR G-2 COMPLETION:

NAME:	TELEPHONE
SHAWN SQUIRES	608-685-6316

FOR DOJ OFFICE USE ONLY:

AMOUNT VOUCHERED _____	CODE _____
DATE VOUCHERED _____	VO# _____
CONDITIONS: <input type="checkbox"/> YES <input type="checkbox"/> NO	

PART IV: GRANTEE CERTIFICATION

I CERTIFY THAT THE ABOVE REPORT IS COMPLETE AND THAT ALL INFORMATION IS CONTAINED IN THE PERMANENT FISCAL RECORDS OF MY ORGANIZATION.
ORIGINAL SIGNATURES OF BOTH THE PROJECT DIRECTOR AND FINANCIAL OFFICER MUST BE PROVIDED.

SIGNATURE OF PROJECT DIRECTOR DATE SIGNATURE OF FINANCIAL OFFICER DATE

FINAL REPORT QUESTIONS

- 1) Please describe the impact grant funds have had on your communities.

We have screened 333 individuals since 7/31/17; 60 participants completed the program; 31 participants administrative discharge (not able to complete all requirements of program); 49 participants terminated (failed to follow conditions); 10 voluntary withdrawal (per client request); 36 declined to participate; 108 ineligible (bench warrant, charge, on probation); 46 participants received deferred prosecution agreement (39 – Buffalo County; 7 – Pepin County). Currently we have 39 active participants in the CJS program; 23 on a deferred prosecution agreement; 21 in Buffalo County; 2 in Pepin County.

Through a consistent approach in case managing participants, we are experiencing an increase in public safety, reduction in jail population and a reduction in recidivism. The longer the participant stays in the CJS Program the longer they are sober and working recovery the more they are going to continue to be clean. The CJS Program has gained the confidence within the communities. Because of the effectiveness while working with the offenders the community has shared how much the CJS program has helped their family member(s) overcome addiction. We have worked with our community to improve understanding of the CJS program through educational meetings, a new website on county servers, newspaper articles, presentation at county board meetings, etc. We have also improved satisfaction of victims by working with offenders to pay restitution when applicable. We collaborate with offender's families by providing timely information and involvement when appropriate.

We are reducing recidivism by sustaining and improving physical and mental well-being of the client by referring them to counseling; access and sustain suitable accommodations for the participants by reaching out to their estranged family members; reduce substance misuse by referring them to inpatient/outpatient treatment and AA/NA meetings; improve literacy skills and increase employability prospects by working with Buffalo Pepin Literacy Alliance and W2; maintain or improve relationships with families, peers and community by meeting on a monthly basis with all participants involved (typically we partner with social services whom organizes said meetings); attempt to access and sustain community support including financial advice and education; and work with participants to live independently, if they choose.

Buffalo and Pepin Counties are also reducing costs by working with offenders with a history of drug and alcohol addiction. Sending participants to addiction treatment program rather than jail is not only the humanitarian choice but it cuts crime rates and saves dollars. Initial drug treatment is less expensive than incarceration. Cost related to incarceration are cut because people who are in recovery are less likely to commit expensive crimes or be arrested again. In addition, because long-term health of everyone will be improved, the cost of healthcare for uninsured patients will be drastically reduced. Costs of law enforcement and court costs are cut when crime rates drop, and fewer arrest occur. Other cost savings identified include, but not limited to, medical care and health costs for overdose, accidental injury under the influence and chronic illness cause by drug

use; bail, lawyer fees, and other legal fees caused by drug-related arrest; lost productivity due to active addiction, including a lowered ability to work and bring in money; cost of supporting someone who is unable to support themselves; cost of supporting any children born to the addicted person; cost of long-term health complications due to substance use, that often appear later in life if a person manages to avoid overdose or immediate illness.

- 2) Describe progress over the past year related to the provision services. Identify any barriers to achieving goals and objectives that the program has encountered, and how have they been address?

Progress:

Implementing Pre-Charge Pre-Arrest Deferred Prosecution Program named – 1 active cases.

CJS Participants started an N/A meeting in Pepin County, Durand, WI averaging 8 attendees once per week.

Barriers:

Accessibility of residential facilities and funding.

Length of treatment time – not long enough before being discharged.

Re-entry needs such as transitional housing – collaborating with pro-social family/friends.

Lack of insurance coverage of inpatient treatment.

Lack of Transportation – no public transportation in county – received additional money to lease vehicle to assist participant with transportation to/from a job, treatment, NA meetings, etc.

Lack of substance abuse treatment and mental health resources.

- 3) Please provide a short and specific story about an individual or group served by your project and the resulting improvement in that individual's/group situation. Below is Community Justice Services participant's letter.

I was very fortunate to have received a call during my incarceration for my drug related offenses in October 2019 from the Community Justice Service Program Coordinator in Buffalo County, WI and they met with her later that day.

I have been a Registered Nurse for over 15 years with my Associates Degree in Nursing. Prior to that I was a Licensed Practical Nurse and Emergency Medical Technician and served as the Buffalo County Coroner for over 10 years. My career has faced its challenges along with trauma, gore, and death. My personal life also in turmoil. From divorce to financial difficulties, I sought help through medicine, religion, and psychiatry. They did not work. So, I found and experimented with Meth in 2013 and got hooked and then my life spiraled down. I was using frequently to the point where I lost my job, got into a very toxic relationship with someone I still love, but have since cut all ties. I had used for 6 years.

The day I was arrested, I was sitting at the public library using the Wi-Fi since at the time I had no internet or cell service where I lived. An officer came to my window and was checking on me. He asked to search my vehicle, and even though I knew what I had in there, I let him search and was arrested for the possession of methamphetamine. I plead guilty to my charges and was placed in the care of the Community Justice Services Program with a deferred prosecution agreement for 3 years. I worked with Ms. Berning whom completed an assessment, identified my risks, and need, set up a case plan that provided me up with appropriate services. Those included attending random drug testing, attending 2-3 N/A meetings per week, working the 12-step program as well as working on multiple Hazelden Guides. I attended 2-3 N/A meetings per week, to start. Then, after a while, I stopped going to the meetings, I went on vacation and relapsed. Following my relapse, Ms. Berning suggested I attend 90 meetings in 90 days. Well, that was over one year ago, and I have been going to a N/A meeting almost every day since my relapse. I am proud to say that I just celebrated my one-year sobriety thanks to the Community Justice Services Program.

My life was unmanageable before participating in Community Justice Services Program. I had suffered with this disease of addiction long before I used drugs. Addiction is a physical, mental, and spiritual disease that affects every area of my life. I was shocked that not only were drugs a major problem for me, but my obsessive thinking and compulsive behavior were as well. The Community Justice Program was able to hook me up with services to learn how to deal with the thinking and behavioral issues as well as the drug seeking behaviors. I continue to work the 12-step program at Narcotics Anonymous daily.

The Community Justice Program is truly committed to assist me to function lawfully and constructively while ensuring public safety by providing an array of prevention and intervention programs and services. I am grateful for the Community Justice Services Program. Without it, I would be on the continue patch of destruction. I am not responsible for my addiction, addiction does not discriminate, but I am responsible for my recovery. One day at a time. The program works if you work it.

A Grateful Recovering Addict.

- 4) Are there any other activities, challenges, or successes that you would like to address or tell us about?

Challenges:

How to capture the 2nd and 3rd OWI offenders who are booked and release before CJS staff can talk with them. Currently working with Sheriff and District Attorney Office to intervene more quickly with CJS services.

Lack of professional services in the rural areas.

Successes:

Currently there is one CJS participant that celebrated their 3rd year of sobriety, 5 have celebrated their 2nd year of sobriety, 14 have celebrated their 1st year of sobriety: 12 have celebrated 9 months of sobriety, 19 celebrated 6 months of sobriety and 24 have celebrated 3 months of sobriety.

We continued to celebrate CJS client's milestones despite Narcotics Anonymous (N/A) Conventions being cancelled for 2020. One participant's entire family, NA colleagues and CJS staff met outside the Buffalo County Courthouse on a Saturday to celebrate her one-year sober date. In recognition of her milestone, she received a one-year medallion with key chain, \$50 gift card and flowers. This participant's son also celebrated one year sobriety at the NA meeting in Durand with his family present as well as CJS staff. He too, received a one-year medallion and key chain, \$50 gift cards and meat/cheese platter with crackers to share with NA colleagues during the meeting. Two other husband and wife families celebrated their second-year sober date outside of their homes with their children, NA colleagues and CJS Staff. They both received a two-year medallion and key chain. Their young children were extremely proud. Recently a CJS participant celebrated her one-year sobriety. While working recover she replaced her drug habit with a new hobby, racing cars. She had all the NA colleagues, family members and CJS Staff put paint on their hands and place their handprint on her race car. She said, "If it wasn't for her NA colleagues, family and CJS staff she would never have found sobriety and worked her recovery." Below are pictures of her race car.

The CJS Program averages 45 participants at any given time although due to COVID-19 Pandemic that number has declined to approximately 40 participants.

Activities:

NA meetings in Buffalo County (Cochrane) continue to meet virtually every day and once per week, in person, at a local church. This meeting averages 7 – 9 attendees. The new NA meeting in Pepin County (Durand) meets once per week and averages 8 attendees.

Participated in training of BI, Inc. (Soberlink) new program. Learned how to enroll, schedule, map, manage alerts/events and reports. Transitioned to new software on November 4, 2020.

2019 CJS annual report and 2021 CJS budget was presented to both Buffalo and Pepin County boards. Reports were well received.

- 5) With the advantage of hindsight, what would you do differently in implementing this project?

Request more money from TAD to hire someone to provide case management to participants and gather the CJS data and run reports so we could analyze patterns or changes, identify trends, admissions, discharge by type etc.

NEW CJS Data as of 3/1/2021: Served 201 individuals since 8/1/2017.

Active = 32

Soberlink = 2

Drug Testing = 29

IDIP = 0

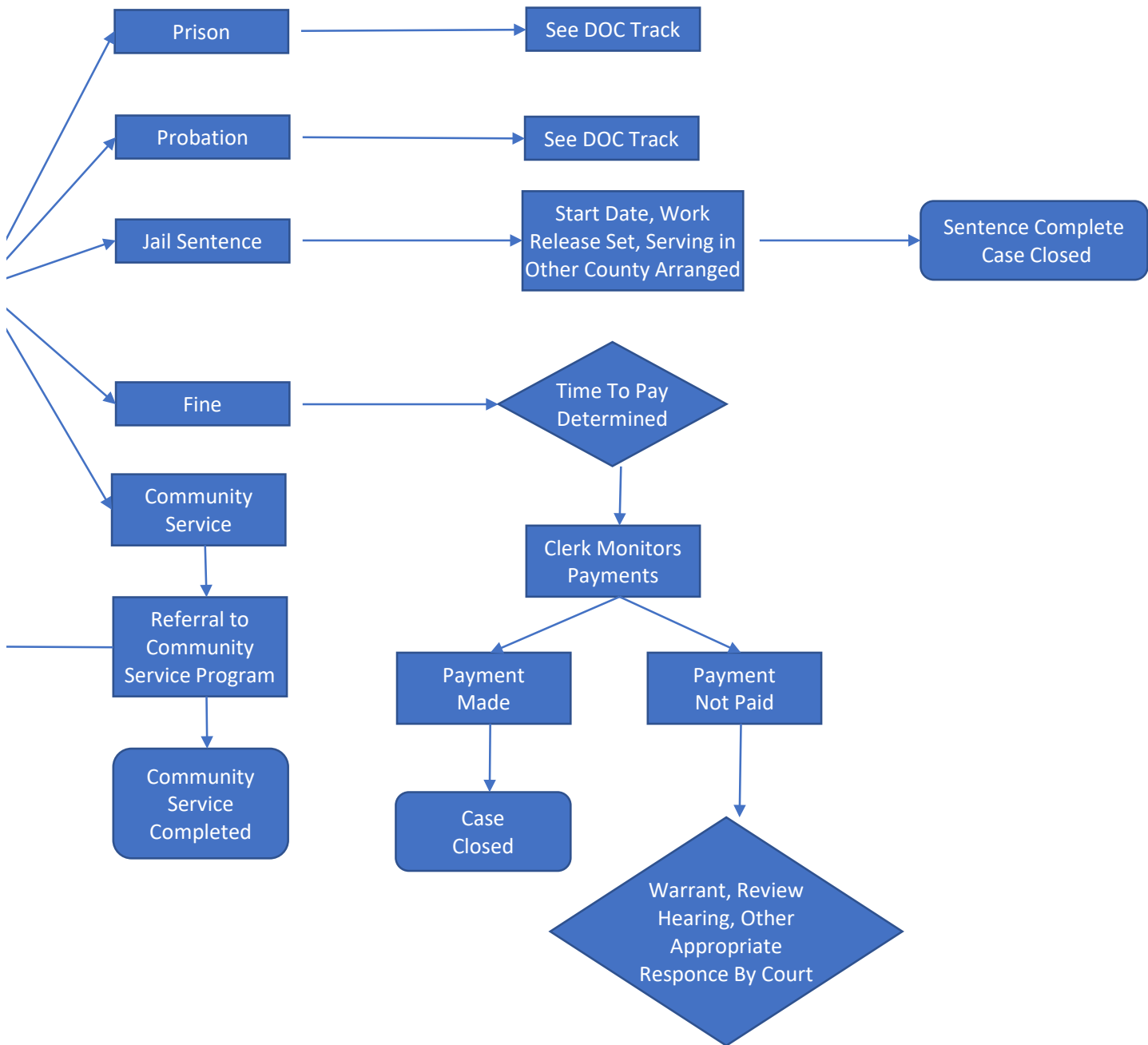
Deferred Prosecution Agreement = 21 (BC – 20 and PC – 1)

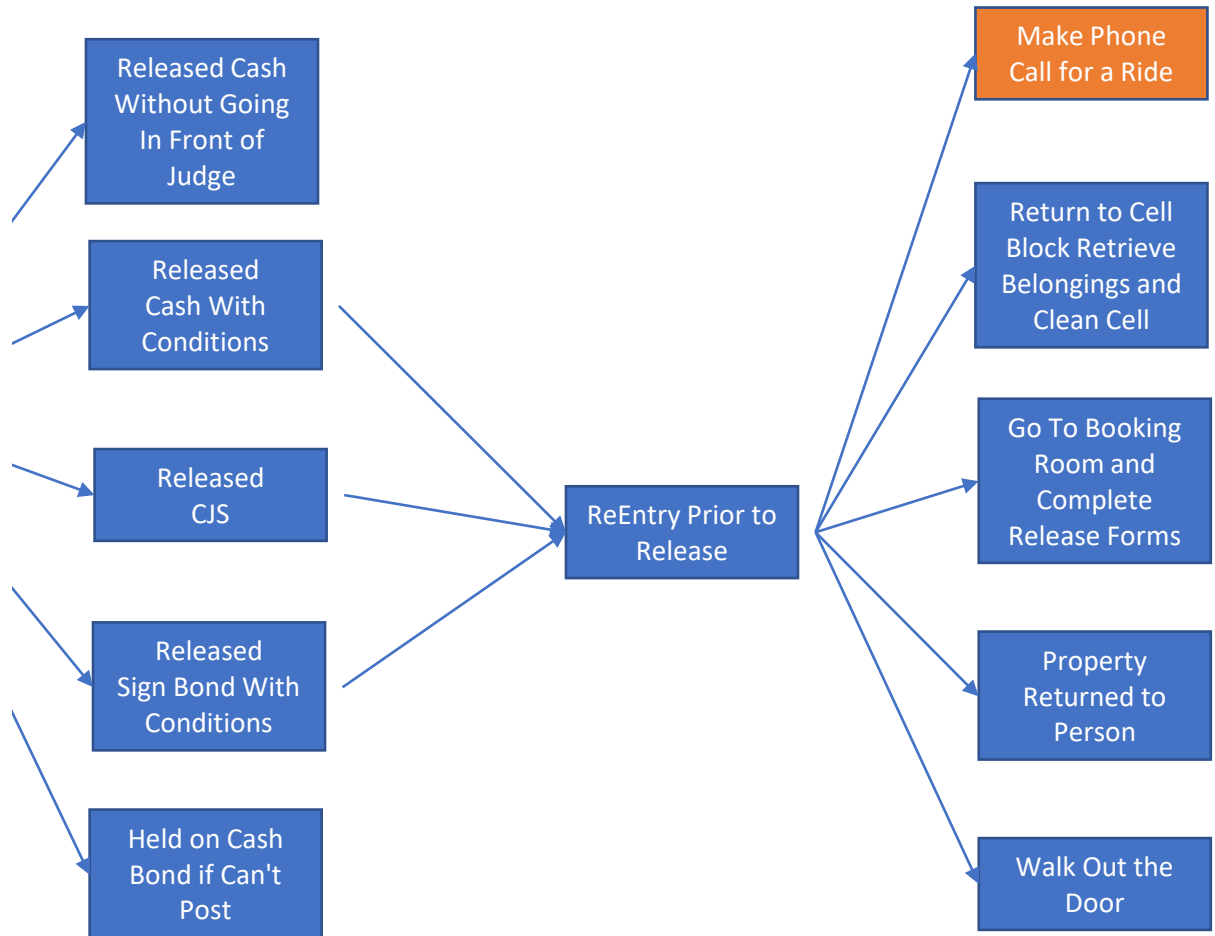
TOTAL DPA SERVED: 48 (17 successful; 8 terminated; 1 voluntary withdrawal)

Pre-Charge Diversion = 1 (PC)

Random Drug Screening = 1

	2017 (commence 7/31)	2018	2019	2020	2021	TOTALS
Total Screened	79	121	95	40	1	336
Graduated (successfully completed)	8	24	18	11	3	64
Administrative Discharge (not able to complete all requirements)	2	16	9	5	2	34
Terminated (failed to follow all conditions)	4	19	19	7	0	49
Voluntary Withdrawal (per client request)	0	2	3	6	1	12
Declined Participation	0	5	18	13	0	36
Ineligible (BW, charge, probation)	33	50	21	4	1	109
DPA	1 (new) BC-1 PC-0	17 (new) BC-13 PC-4	17 (new) BC-14 PC-3	12 (new) BC-12 PC-0	1 (new) BC-1 PC-0	48 BC – 41 PC – 7





Released-

LEC Contact Victim if Released

If Person Has No Transportation Is Stuck in Alma

If Person Is Reoffend Then Back In Jail 3 HOTS & 1 COT

Medical Screen-

COVID-19

Mental Health

Demographics

Deputy Reach Out-

If Good Conduct Refer to Program

Make Phone Call For a Ride-

Access to Cell Phone / Battery Dead